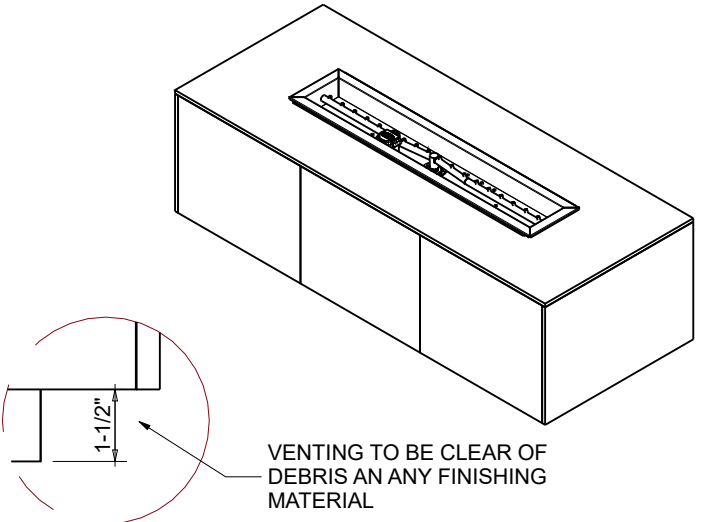
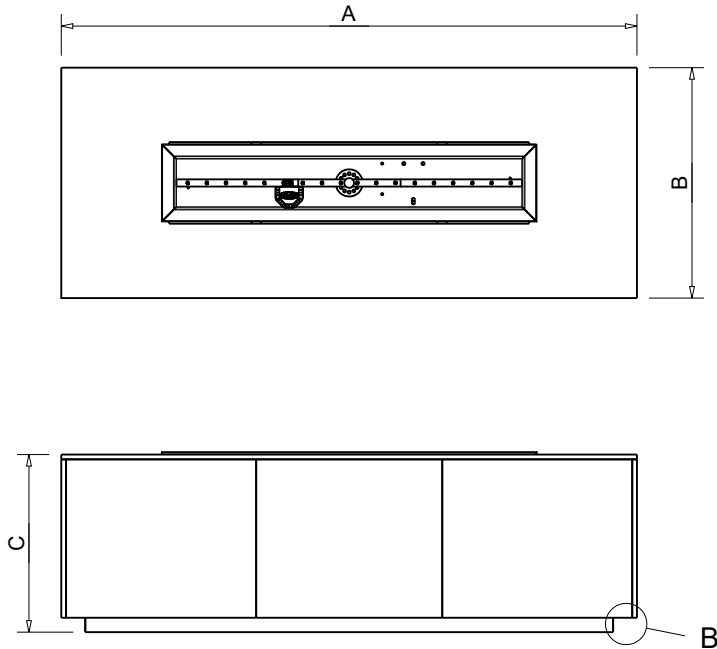




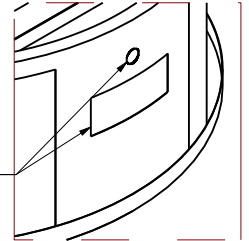
**Hearth Products Controls Co**  
**FIRE PIT INSERT CSA CERTIFIED-OUTDOOR USE ONLY**  
**FOR COMMERCIAL AND RESIDENTIAL USE**

HEARTH PRODUCTS CONTROLS  
2225 LYONS RD.  
MIAMISBURG, OH 45342  
TOLL FREE: 877.585.9800  
PHONE: 937.436.9800  
www.hpcfire.com



Detail B

FRAME IS PRE-CUT FOR FPPK OR  
MLFPK BUT NOT HARDIBOARD



ELECTRONIC IGNITION (EI)						
PART NUMBERS	STND BTU	DIMENSION CHART			POWER	INSERT
		A"	B"	C"		
TOR-U60X24/36CEK	115K	60	24	18	120VAC OR 24VAC	TOR-36SSEI-TRGH
TOR-U60X24/48CEK	150K	60	24	18	120VAC OR 24VAC	TOR-48SSEI-TRGH
PUSH BUTTON/FLAME SENSING (FPPK)						
PART NUMBERS	STND BTU	DIMENSION CHART			POWER	INSERT
		A"	B"	C"		
TOR-U60X24/36FPPKCEK	115K	60	24	18	AA BATTERY	TOR-FPPK36-TRGH
TOR-U60X24/48FPPKCEK	150K	60	24	18	AA BATTERY	TOR-FPPK48-TRGH
MATCH LIT (MLFPK)						
PART NUMBERS	STND BTU	DIMENSION CHART			POWER	INSERT
		A"	B"	C"		
TOR-U60X24/36MLFPKCEK	65K	60	24	18	-	TOR-MLFPK36-TRGH
TOR-U60X24/48MLFPKCEK	65K	60	24	18	-	TOR-MLFPK48-TRGH

**EI MODELS INCLUDE:** ENCLOSURE,  
FULLY ASSEMBLED INSERT, INPUT  
FLEX LINE AND INSTRUCTIONS

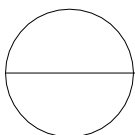
**FPPK MODELS INCLUDE:**  
ENCLOSURE, FULLY ASSEMBLED  
INSERT, MOUNTING SLEEVE AND  
INSTRUCTIONS

**MLFPK MODELS INCLUDE:**  
ENCLOSURE, FULLY ASSEMBLED  
INSERT AND INSTRUCTIONS

**INSERT: 36" OR 48"**

Notes:

1. CONSTRUCTION - .065 MILD STEEL WELDED FRAME AND 1/2" CEMENT BOARD SHELL AND WEIGHS 150 LBS.
2. ALL ENCLOSURES INCLUDE FULL OPEN VENTING ALONG BOTTOM. ADEQUATE DRAINAGE IS NEEDED.
3. FOLLOW ALL MANUFACTURER INSTALLATION INSTRUCTIONS AND LOCAL CODES.
4. ALL DIMENSIONS ARE CONSIDERED TRUE AND REFLECT MANUFACTURER'S SPECIFICATIONS AS OF THE REVISION DATE.
5. DO NOT SCALE DRAWING.
6. THESE DRAWINGS ARE FOR SIZING AND PLANNING PURPOSES. ALL INFORMATION CONTAINED HEREIN WAS CURRENT AT THE TIME OF DEVELOPMENT. THE MANUFACTURER'S RESPONSIBLE FOR THE ACCURACY OF THE DRAWING.
7. CONTRACTOR'S NOTE: FOR PRODUCT AND COMPANY INFORMATION VISIT [www.CADdetails.com/info](http://www.CADdetails.com/info) REFERENCE NUMBER 771-067.



READY TO FINISH SERIES

RECTANGLE BURNER ENCLOSURE - TROUGH BURNER INSERT