



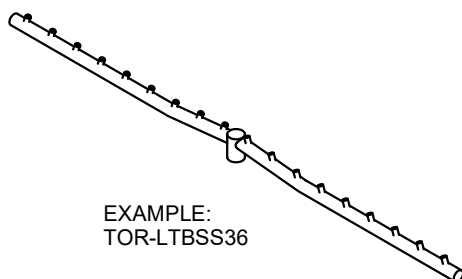
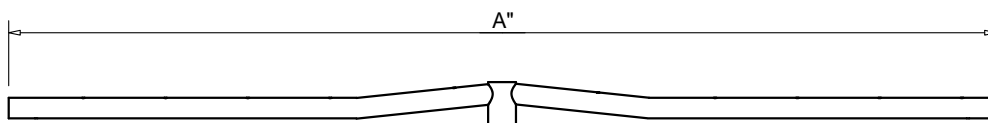
FIRE INSPIRED®

Hearth Products Controls Co

OUTDOOR USE ONLY

FOR COMMERCIAL AND RESIDENTIAL USE

HEARTH PRODUCTS CONTROLS
2225 LYONS RD.
MIAMISBURG, OH 45342
TOLL FREE: 877.585.9800
PHONE: 937.436.9800
www.hpcfire.com



EXAMPLE:
TOR-LTBSS36

MODEL NUMBER		SIZE (A")	RECOMMENDED BTU		HUB SIZE
			LINEAR	TORPEDO	
TOR-	LTBSS24	24"	50K	100K	1/2"
TOR-	LTBSS36	36"	75K	125K	1/2"
TOR-	LTBSS48	48"	100K	150K	1/2"
TOR-	LTBSS60	60'	125K	175K	1/2"
TOR-	LTBSS72	72"	150K	200K	1/2"
TOR-	LTBSS96	96"	200K	250K	1/2"
TOR-	LTBSS120	120"	250K	300K	1/2"

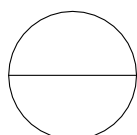
*FOR TORPEDO BURNERS ADD TOR-

Material:

1. ALL BURNERS ARE 304 STAINLESS STEEL

Notes:

1. FOR USE WITH FIXED PIPING SYSTEMS ONLY.
2. ALL ENCLOSURES REQUIRE 4 each 18 SQ/IN VENTS ON OPPOSING SIDES AND ADEQUATE DRAINAGE.
3. RESIDENTIAL GAS PRESSURE ONLY
 - Natural Gas: Supply Pressure: Minimum: 3.5" W.C.; Maximum: 7.0" W.C.
 - LP Gas: Supply Pressure: Minimum: 8" W.C.; Maximum: 11.0" W.C.
4. MODIFICATION OF PRODUCT WILL VOID ANY WARRANTY.
5. FOLLOW ALL MANUFACTURER INSTALLATION INSTRUCTIONS AND LOCAL CODES.
6. ALL DIMENSIONS ARE CONSIDERED TRUE AND REFLECT MANUFACTURER'S SPECIFICATIONS AS OF THE REVISION DATE.
7. DO NOT SCALE DRAWING.
8. THESE DRAWINGS ARE FOR SIZING AND PLANNING PURPOSES. ALL INFORMATION CONTAINED HEREIN WAS CURRENT AT THE TIME OF DEVELOPMENT. THE MANUFACTURER'S RESPONSIBLE FOR THE ACCURACY OF THE DRAWING.



LINEAR BURNERS



REVISION DATE 7/6/2021