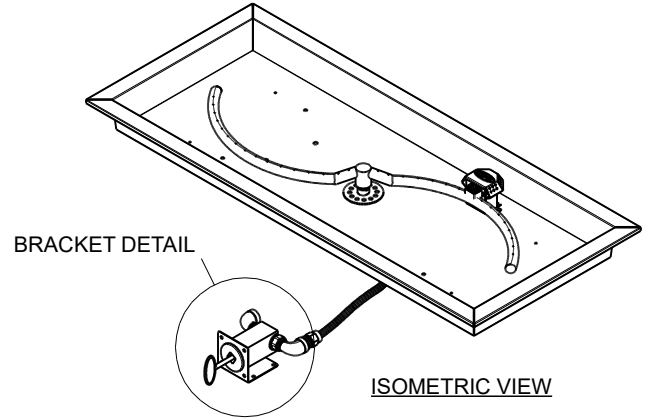
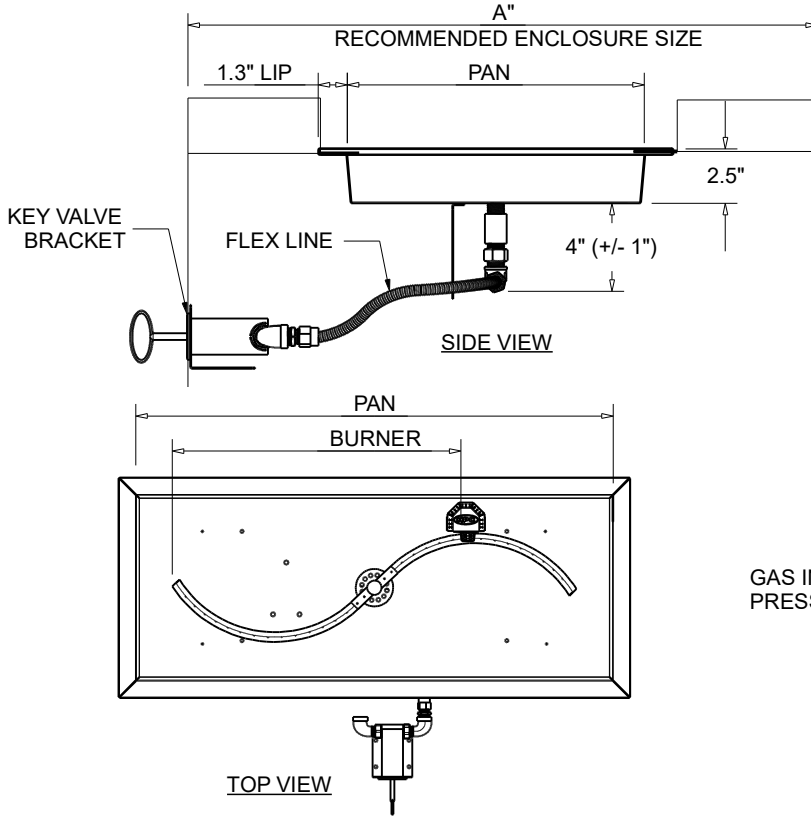




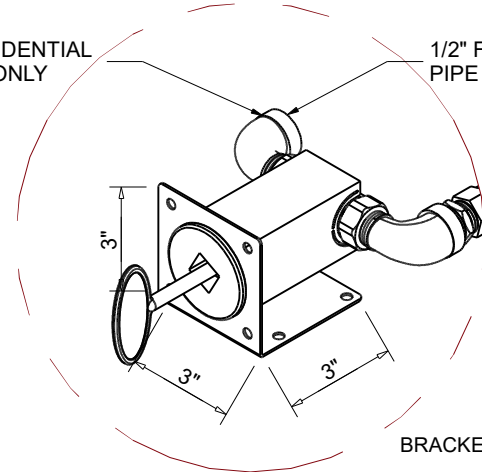
**Hearth Products Controls Co**  
**CSA CERTIFIED-OUTDOOR USE ONLY**  
**FOR COMMERCIAL AND RESIDENTIAL USE**

HEARTH PRODUCTS CONTROLS  
2225 LYONS RD.  
MIAMISBURG, OH 45342  
TOLL FREE: 877.585.9800  
PHONE: 937.436.9800  
www.hpcfire.com



GAS IN: RESIDENTIAL  
PRESSURE ONLY

1/2" FEMALE  
PIPE THREAD



BRACKET DETAIL

MATERIAL: 304 STAINLESS STEEL

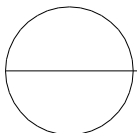
PART NUMBERS	PAN	DIMENSION CHART		A"	STND FLEX LINE LENGTH
		BURNER SIZE	BTU		
MLFPK36X14-S-FLEX	36"X14"	30"X8"	65K	64"X32"	36"

**NOTES:**

1. PROPER VENTING
  - ENCLOSURES:
    - For Fire Pit Inserts upto 65K BTU: Required 2 vents, 18 sq.in. each on opposing sides.
  - BOWLS (Copper, concrete or metal) - Bowl to be raised above mounting surface minimum of 3/4" gap;  
Bowl to have a minimum of 6" diameter hole in bottom
2. GAS SUPPLY
  - Natural Gas: Supply Pressure: Minimum: 3.5" W.C.; Maximum: 7.0" W.C.
  - LP Gas: Supply Pressure: Minimum: 8.0" W.C.; Maximum 11.0" W.C.

IMPORTANT: Ensure any flex line that may be used from the permanent main fuel supply to the product is rated to the stated max btu of the product and certified to ANSI Z21.75\*CSA 6.27.

3. MODIFCATION OF PRODUCT WILL VOID ANY CERTIFICATION AND WARRANTY.
4. FOLLOW ALL MANUFACTURER INSTALLATION INSTRUCTIONS AND LOCAL CODES.
5. ALL DIMENSIONS ARE CONSIDERED TRUE AND REFLECT MANUFACTURER'S SPECIFICATIONS AS OF THE REVISION DATE.
6. DO NOT SCALE DRAWING.
7. THESE DRAWINGS ARE FOR SIZING AND PLANNING PURPOSES. ALL INFORMATION CONTAINED HEREIN WAS CURRENT AT THE TIME OF DEVELOPMENT. THE MANUFACTURER'S RESPONSIBLE FOR THE ACCURACY OF THE DRAWING.
8. CONTRACTOR'S NOTE: FOR PRODUCT AND COMPANY INFORMATION VISIT [www.CADdetails.com/info](http://www.CADdetails.com/info)  
REFERENCE NUMBER 771-054



**MATCH LIT FIRE PIT INSERT - WITH FLEX LINE**  
**RECTANGLE PAN - MLFPK**