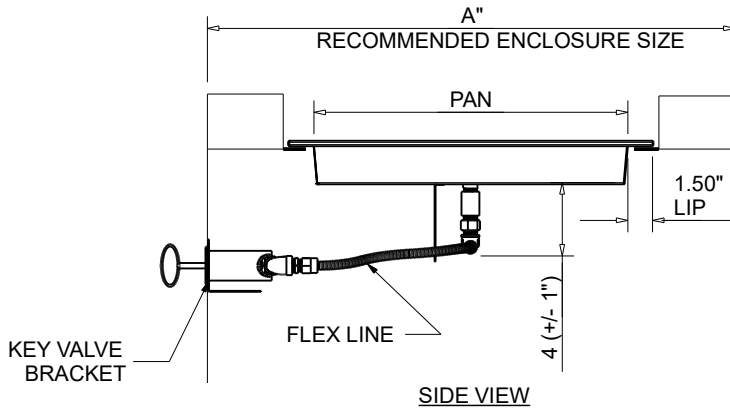




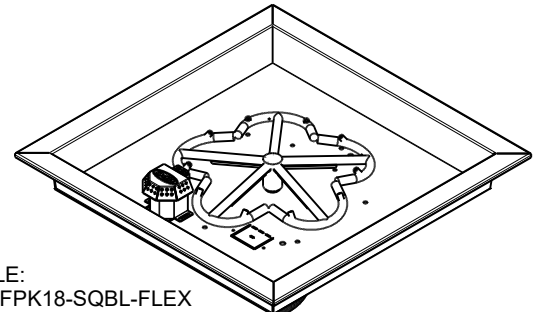
FIRE INSPIRED™

**CSA CERTIFIED-OUTDOOR USE ONLY
FOR COMMERCIAL AND RESIDENTIAL USE**

HEARTH PRODUCTS CONTROLS
2225 LYONS RD.
MIAMISBURG, OH 45342
TOLL FREE: 877.585.9800
PHONE: 937.436.9800
www.hpcfire.com



EXAMPLE:
TOR-MLFPK18-SQBL-FLEX

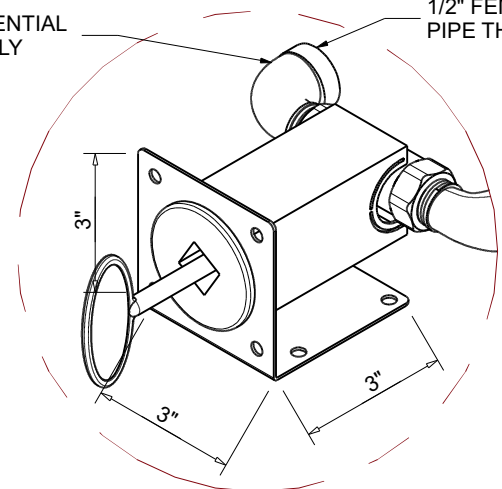


BRACKET DETAIL

ISOMETRIC VIEW

GAS IN: RESIDENTIAL
PRESSURE ONLY

1/2" FEMALE
PIPE THREAD



BRACKET DETAIL

MATERIAL: 304 STAINLESS STEEL

PART NUMBER		DIMENSION CHART				
		PAN	STANDARD BTU		A"	STND FLEX LINE LENGTH
TOR-	MLFPK18-SQBL-FLEX	18"X18"	PENTA	TORPEDO		
			65K	65K	45"	36"
TOR-	MLFPK24-SQBL-FLEX	24"X24"	65K	65K	54"	36"
TOR-	MLFPK30-SQBL-FLEX	30"X30"	65K	65K	54"	36"

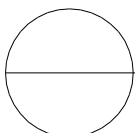
*FOR TORPEDO BURNERS ADD TOR-

NOTES:

1. PROPER VENTING
 - ENCLOSURES:
 - For Fire Pit Inserts upto 65K BTU: Required 2 vents, 18 sq.in. each on opposing sides.
 - BOWLS (Copper, concrete or metal) - Bowl to be raised above mounting surface minimum of 3/4" gap;
Bowl to have a minimum of 6" diameter hole in bottom
2. GAS SUPPLY
 - Natural Gas: Supply Pressure: Minimum: 3.5" W.C.; Maximum: 7.0" W.C.
 - LP Gas: Supply Pressure: Minimum: 8.0" W.C.; Maximum 11.0" W.C.

IMPORTANT: Ensure any flex line that may be used from the permanent main fuel supply to the product is rated to the stated max btu of the product and certified to ANSI Z21.75*CSA 6.27.

3. MODIFICATION OF PRODUCT WILL VOID ANY CERTIFICATION AND WARRANTY.
4. FOLLOW ALL MANUFACTURER INSTALLATION INSTRUCTIONS AND LOCAL CODES.
5. ALL DIMENSIONS ARE CONSIDERED TRUE AND REFLECT MANUFACTURER'S SPECIFICATIONS AS OF THE REVISION DATE.
6. DO NOT SCALE DRAWING.
7. THESE DRAWINGS ARE FOR SIZING AND PLANNING PURPOSES. ALL INFORMATION CONTAINED HEREIN WAS CURRENT AT THE TIME OF DEVELOPMENT. THE MANUFACTURER'S RESPONSIBLE FOR THE ACCURACY OF THE DRAWING.
8. CONTRACTOR'S NOTE: FOR PRODUCT AND COMPANY INFORMATION VISIT www.CADdetails.com/info
REFERENCE NUMBER 771-063.



MATCH LIT FIRE PIT INSERT - WITH FLEX LINE

BOWL SQUARE PAN - MLFPK