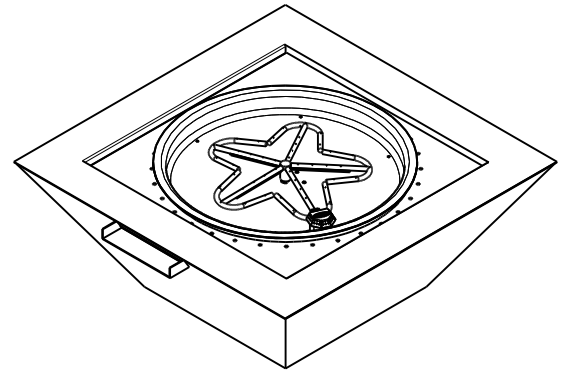
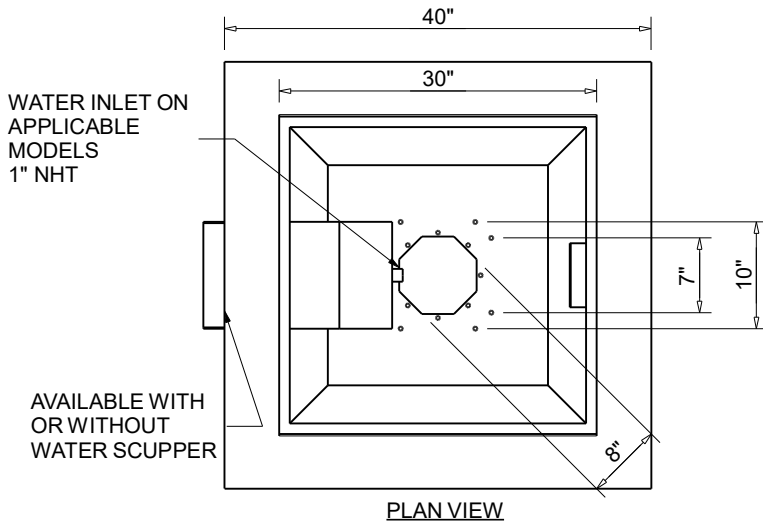




FIRE INSPIRED™

**CSA CERTIFIED-OUTDOOR USE ONLY
FOR COMMERCIAL AND RESIDENTIAL USE**

HEARTH PRODUCTS CONTROLS
2225 LYONS RD.
MIAMISBURG, OH 45342
TOLL FREE: 877.585.9800
PHONE: 937.436.9800
www.hpcfire.com



ISOMETRIC VIEW

MATERIAL:
FIRE BOWL INSERT - 304 STAINLESS STEEL
BOWL - COPPER

PART NUMBER		WATER SCUPPER	IGNITION	STND BTU	TOR-BTU	VOLTAGE
TOR-	SEDO40-EI	NO	ELECTRONIC	125K	140K	120VAC 24VAC
TOR-	SEDO40W-EI	YES	ELECTRONIC	125K	140K	120VAC 24VAC 12VAC
TOR-	SEDO40-MLFPK	NO	MATCH LIT	65K	65K	-
TOR-	SEDO40W-MLFPK	YES	MATCH LIT	65K	65K	-

*FOR TORPEDO BURNERS ADD TOR-

NOTES:

1. PROPER VENTING

- For Fire Pit inserts up to 90K: Required minimum 2 vents, 9 sq.in. each on opposing sides.
- Or bowl to be raised above mounting surface minimum of 3/4" gap; Bowl to have a minimum of 6" diameter hole in bottom

2. GAS SUPPLY

- Natural Gas: Supply Pressure: Minimum: 3.5" W.C.; Maximum: 7.0" W.C.
- LP Gas: Supply Pressure: Minimum: 8" W.C.; Maximum: 11.0" W.C.

IMPORTANT: Ensure any flex line that may be used from the permanent main fuel supply to the product is rated to the stated max btu of the product and certified to ANSI Z21.75/CSA 6.27.

3. MODIFICATION OF PRODUCT WILL VOID ANY CERTIFICATION AND WARRANTY.

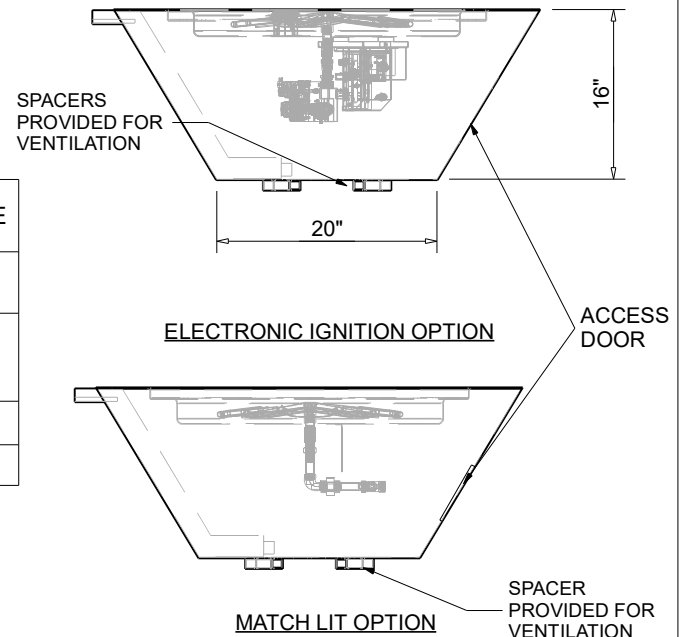
4. FOLLOW ALL MANUFACTURER'S INSTALLATION INSTRUCTIONS AND LOCAL CODES.

5. ALL DIMENSIONS ARE CONSIDERED TRUE AND REFLECT MANUFACTURER'S SPECIFICATIONS AS OF THE REVISION DATE.

6. DO NOT SCALE DRAWING.

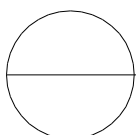
7. THESE DRAWINGS ARE FOR SIZING AND PLANNING PURPOSES. ALL INFORMATION CONTAINED HEREIN WAS CURRENT AT THE TIME OF DEVELOPMENT. THE MANUFACTURER IS RESPONSIBLE FOR THE ACCURACY OF THE DRAWING.

8. CONTRACTOR'S NOTE: FOR PRODUCT AND COMPANY INFORMATION VISIT www.CADdetails.com/info
REFERENCE NUMBER 771-022



ELECTRONIC IGNITION OPTION

MATCH LIT OPTION



SEDONA WITH EI FIRE PIT- FLAME SENSING WITH ELECTRONIC HOT SURFACE IGNITION
SEDONA WITH MATCH LIT FIRE PIT INSERT