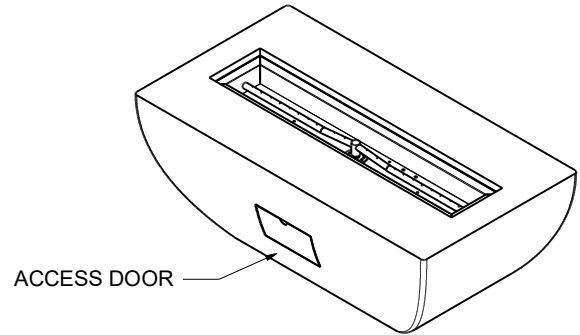
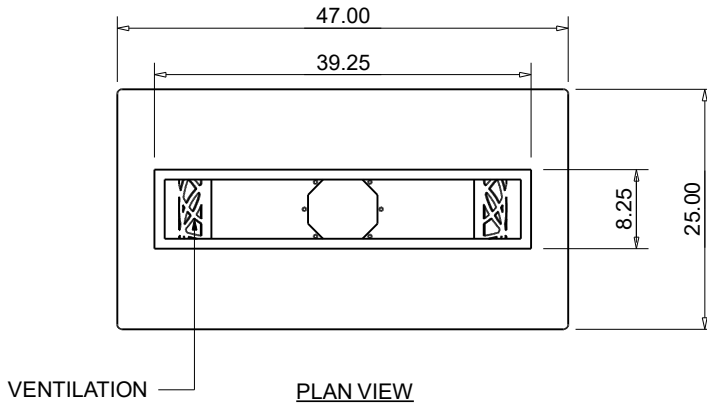




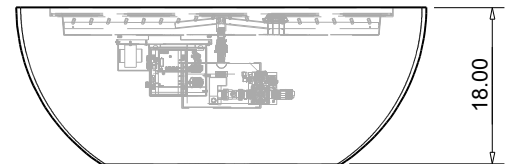
**FIRE INSPIRED™**

**CSA CERTIFIED-OUTDOOR USE ONLY  
FOR COMMERCIAL AND RESIDENTIAL USE**

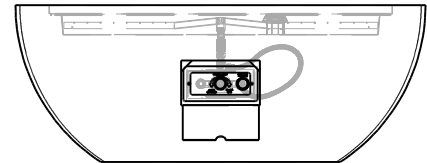
**HEARTH PRODUCTS CONTROLS  
2225 LYONS RD.  
MIAMISBURG, OH 45342  
TOLL FREE: 877.585.9800  
PHONE: 937.436.9800  
www.hpcfire.com**



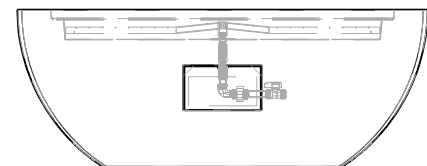
**ISOMETRIC VIEW**



**ELECTRONIC IGNITION OPTION**



**PUSH BUTTON/FLAME SENSING OPTION**

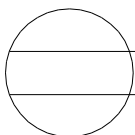


**MATCH LIT OPTION**

**MATERIAL:  
FIRE BOWL INSERT - 304 STAINLESS STEEL  
ENCLOSURE - COPPER**

PART NUMBER	BURNER TYPE	IGNITION	STND BTU	VOLTAGE
TOR-PHOEN47X25/TRGH-EI	LINEAR	ELECTRONIC	115K	120VAC/24VAC
TOR-PHOEN47X25/TRGH-FPPK	LINEAR	SPARK	115K	-
TOR-PHOENX47X25/TRGH-MLFPK	LINEAR	MATCH LIT	65K	-

- Notes:**
- PROPER VENTING**
    - Bowl to be raised above mounting surface
    - Minimum of 3/4" gap; Bowl to have a minimum of 6" diameter hole in bottom
  - GAS SUPPLY - FOR USE WITH FIXED PIPING SYSTEMS ONLY - NOT FOR USE WITH SMALL TANKS.**
    - Natural Gas: Supply Pressure: Minimum: 3.5" W.C.; Maximum: 7.0" W.C.
    - LP Gas: Supply Pressure: Minimum: 8.0" W.C.; Maximum 11.0" W.C.
- IMPORTANT:** Ensure any flex line that may be used from the permanent main fuel supply to the product is rated to the stated max btu of the product and certified to ANSI Z21.75\*CSA 6.27.
3. MODIFICATION OF PRODUCT WILL VOID ANY CERTIFICATION AND WARRANTY.
  4. FOLLOW ALL MANUFACTURER INSTALLATION INSTRUCTIONS AND LOCAL CODES.
  5. ALL DIMENSIONS ARE CONSIDERED TRUE AND REFLECT MANUFACTURER'S SPECIFICATIONS AS OF THE REVISION DATE.
  6. DO NOT SCALE DRAWING.
  7. THESE DRAWINGS ARE FOR SIZING AND PLANNING PURPOSES. ALL INFORMATION CONTAINED HEREIN WAS CURRENT AT THE TIME OF DEVELOPMENT. THE MANUFACTURER'S RESPONSIBLE FOR THE ACCURACY OF THE DRAWING.
  8. CONTRACTOR'S NOTE: FOR PRODUCT AND COMPANY INFORMATION VISIT [www.CADdetails.com/info](http://www.CADdetails.com/info)  
REFERENCE NUMBER 771-060



**PHOENIX WITH LINEAR EI FIRE PIT- FLAME SENSING WITH ELECTRONIC HOT SURFACE IGNITION  
PHOENIX WITH LINEAR PUSH BUTTON/FLAME SENSING FIRE PIT INSERT  
PHOENIX WITH LINEAR MATCH LIT FIRE PIT INSERT**