

HPC FIRE INSPIRED DEALER CATALOG

OUTDOOR • INDOOR • OUTDOOR DINING

2023



FIRE INSPIRED[™]

Inspired by safety.
Innovated for your lifestyle.



C US

INFO

Welcome to our newest edition of the HPC Outdoor Product Dealer Catalog. Our goal is to make your experience as easy and seamless as possible. We believe that customer service is not just a department, but rather it is the heart and soul of the entire company. Every team member plays an active role servicing and breathing life into the orders. HPC creates innovative and safe designs suited for our customers' lifestyles. Our designs are built to last, HPC Fire Inspired weaves quality, safety and technology in every appliance.

HPC stands by our designs, ensuring that they will last the test of time. And are excited to announce the new small vale box allowing for easier installation.

We are excited to highlight the following new programs to support our mutually beneficial growth aspirations:

1. Over 400 CSA certified appliances guaranteed for top performance
2. Lifetime Warranty on burners and pans
3. HPC Fire One app with AR and 3-D models
4. Dealer Portal
5. SST Torpedo Burner yielding the biggest CSA Certified flame on the Market
6. HPC Hybrid Forno de Pizza Oven
7. Universal Gas Orifice
8. Home Automation

On behalf of all the team at HPC, I would like to thank you all for your continued support. Cheers to a successful and prosperous year of making memorable moments!



All the Best!

Sean Steimle, Chief Executive Officer

CONTACT



2225 Lyons Road
Miamisburg, OH 45342
Phone: 877.433.7001
Fax: 877.433.0704

Email: orders@hpcfire.com

www.hpcfire.com

Printed December 2022

COVER PHOTO

Courtesy of Site Group

WHAT DOES MAP MEAN?

Throughout this Dealer Catalog, you will see the acronym MAP. This stands for Minimum Advertised Price, and it's a policy that HPC Fire Inspired™ applies to nearly all our products. Quite simply, this MAP Policy prevents any trade partner from advertising our products at prices below those specified by HPC Fire Inspired™.

MAP
APPLIES

TERMS AND CONDITIONS


Revision and Modifications of the Agreement

HPC Fire Inspired™ may, by its sole discretion, modify or revise the terms of use and policies at any time as it may deem necessary. By agreeing to the terms of use herein you are bound by any such modifications or changes. It should be noted that nothing specified on these terms of use shall be used to confer any third-party rights and benefits.

Intellectual Property Rights

It is assumed that by using HPC Fire Inspired™ you agree that all content such as photos, text, graphics are copyrights with the copyrights being owned exclusively by HPC Fire Inspired™. You are however allowed to print hard copies of the content for the sole purpose of placing an order.

For the updated Terms and Conditions please go to
hpcfire.com/terms-and-conditions



WARRANTY POLICY

Components	Application	
Outdoor Fire Components	Residential	Commercial
Fire Pit Stainless Steel Burners	Lifetime	Lifetime
Outdoor Fireplace Burner & Pan	Lifetime	Lifetime
Electronic Components and Gas Valves	3 years	1 year
Pilot Assembly	2 years	1 year
Stainless Steel Components	5 year	1 year
Cold Rolled Steel Components	1 year	6 months
Flex Lines	5 years	1 year
Regulators	3 years	1 year
Outdoor Logs	3 years	3 years
Unfinished Fire Pit Enclosure	3 years	3 years
Copper Bowl Series (Normal Weathering Expected)	1 year	1 year
Aluminum Fire Pit Covers	3 years	3 years
Vinyl Fire Pit Covers	3 years	3 years
Aluminum Bowl	1 year	1 year
Sport Pit	1 year	1 year
Forno de Pizza Ovens	2 years	2 years
Evolution360™ & H2Onfire Series		
Polyethylene Basin and Liner	3 years	3 year
Water Pump	2 years	1 year
Float and Sensor	2 years	1 year
Hose and Fittings	2 years	2 years
Electronics and LEDs	2 years	1 year

OUTDOOR INDEX

INTRO

Greetings	2
Table of Contents	3
Dealer Incentive Program	5
Training and Education	6
Custom	8

CSA CERTIFIED INSERTS10

Fire Pit Matrix	11
EI Round Fire Pit Bowl	12
EI Round Flat Fire Pit Pan	14
EI Square Fire Pit Bowl	16
EI Square Flat Fire Pit Pan	18
EI Rectangle H-Burner	20
EI Linear Trough Insert	22
EI Linear Interlink Inserts	24
FPPK Round Fire Pit Bowl	26
FPPK Round Flat Fire Pit Pan	27
FPPK Square Fire Pit Bowl	28
FPPK Square Flat Fire Pit Pan	29
FPPK Rectangle H-Burner	30
FPPK Linear Trough Insert	31
FPPK Linear Interlink Inserts	32
MLFPK Round Fire Pit Bowl	33
MLFPK Round Flat Fire Pit Pan	34
MLFPK Square Fire Pit Bowl	35
MLFPK Square Flat Fire Pit Pan	36
MLFPK Rectangle H-Burner	37
MLFPK Linear Trough Insert	38
MLFPK Linear Interlink Inserts	39

OUTDOOR FIREPLACE INSERTS

EI Outdoor Fireplace Inserts	40
FPPK Outdoor Fireplace Inserts	41

COMPLETE UNITS42

Aluminum Bowl Series	44
Sport Pit	45
TK Torch	46
Copper Mesa	47
Copper Sedona	48
Copper Tempe	49
Copper Sierra	50
Copper Phoenix	51
Evolution 360	52
H2Onfire	53

DIY UNITS54

Uncertified Match Lit Kits	56
Ready to Finish Kits	58
Hardscape Block Kits	61
Uncertified Push Button Kits	62

OUTDOOR DINING63

Forno de Pizza	64
HPC Fire Smoker	66

APPEARANCE ACCESSORIES ..67

Fire Logs	68
Lava and Ceramic Rock	69
Fire Glass	70
Wind Guards	71
Metal Fire Pit Covers	72
Vinyl Covers and Vents	73

INSTALL ACCESSORIES74

Deck Install Kits	75
Paver Block Bracket	75
Small Tank Kits	75
Match Lit Spark Igniter Kit	75
Install Collars	76
Regulators	76
Grill Repair Hose	76
Quick Disconnect Kits	77
Flex Lines	77
Fire Pit Pans	78
Burners	78
Key Valves	81
FPPK System	82
Shutoff Timers	82
12 and 24 VAC Power Supplies	82
EI Shutoff, Remote	82
Log Lighter	83
Misellaneous Parts	83

REPLACEMENT PARTS84

Fire Pit Accessories Chart	85
----------------------------------	----

INDOOR CATALOG87

NEW PRODUCTS

HOME AUTOMATION

From the premiere name in flame control systems comes a new way to interact with your fire features. Meet our Home Automation System- the first of its kind. With Google Assistant and Alexa compatibility, your fire appliance can join the ranks of voice-controlled household technology for maximum comfort and convenience, starting in 2023.




UGO (UNIVERSAL GAS ORIFICE)

Our Universal Gas Orifice is among the most exciting examples of HPC's innovative spirit. The UGO will bridge the efficiency gap between natural gas and liquid propane products by allowing the user to switch between gas types in under 30 seconds. This design will prevent any errors in ordering the wrong gas type and will be pivotal in saving time and resources in the field. The UGO will launch in 2023 and will be CSA certified for products up to 400k BTUs.



SmartArc™

SmartArc™ technology will revolutionize the fire feature industry. It utilizes a plasma ignition system that allows the unit to relight itself if it is extinguished. It features a failsafe, too, which shuts the system down and prevents gas flow if any issues occur. It will be the safest and most reliable ignition system when it launches for the TK Torch in 2023.



INFO

DEALER INCENTIVE PROGRAM

LOCKED-IN INCENTIVE PRICING STRUCTURE FOR AN ENTIRE YEAR:

When your yearly sales orders meet one of our incentive levels your price structure is locked in for a full calendar year. For more information go to hpcfire.com/dealer.

ONLINE ORDER FULFILLMENT:

HPC offers a searchable online ordering site through the HPC Dealer Portal Store.hpcfire.com or at HPCfire.com.


NEW PRODUCT DEVELOPMENT INPUT:

All dealers are encouraged to provide input on new product development.



SST TORPEDO™ BURNERS

The commercial-grade SST Torpedo™ burner, available in Penta, Linear and H configurations, is our newly designed nozzle which creates the largest flame on the market. The SST Torpedo Burners yield an enhanced bonfire like aesthetic. This is a great addition to our product offerings, providing customers with an array of flame options.



STANDARD BURNER (WITHOUT NOZZLES)




SST TORPEDO BURNER (WITH NOZZLES)




**THE SST TORPEDO™ IS THE LARGEST
CSA CERTIFIED FLAME ON THE MARKET.**

TRAINING AND EDUCATION


HPC UNIVERSITY

 HPC University


 Login Signup as customer

Home Courses


Courses




HPC - University - Introduction
Hearth Products Controls (HPC) was originally a di...




Burners
You can say the genesis of our current Fire Featur...





Gas Types
HPC's products require either Natural Gas (...)




Ignition Systems
Although HPC's electronic ignition systems are the ...









UNIVERSITY.HPCFIRE.COM

Our Team has been working hard to curate HPC University offering educational materials around all of HPC's offerings. HPC has utilized it internally to educate employees and it is now being made available to dealers. HPC University will further enhance their knowledge increasing their ability to serve HPC customers

Current topics include: Burners, Ignition Systems, Gas Types, Outdoor Product Line, Indoor Product Line, Outdoor Dining, Quality Assurance, Service & Warranty


We are always looking to add more content that will enhance the customer experience. We pride ourselves in our connection with our customers. Have a topic of interest? Let us know and Chuck Parsons will share his knowledge with you. All inquiries can be sent to chuck@hpcfire.com

HOW WE BEAT MOTHER NATURE

There's no two ways about it; outdoor gas fire pits face a double-barrel assault from wind and rain. HPC designs its products to ensure our fire pits function effectively and safely in the field. For example:

- The Penta Burner effectively prevents rainwater buildup. Each of its five lobes have "weep holes" that eject water, promoted by its central, raised hub.
- HPC's Electronic Ignition models all include a "drip leg" that diverts any water away from the electronics.
- In the face of wind, HPC's Electronic Ignition and Push Button/Flame Sensing models are all equipped with a thermocouple sensor that will shut off the gas supply if the flame is extinguished. In addition, HPC's metal "blow-out-box" acts as an added layer of protection, shielding the pilot flame from the elements.

- HPC installs "spider guards" on all CSA-Certified fire pit inserts. The mesh guard deters spiders from nesting in the unit keeping your appliance free from any obstruction.
- HPC offers standard as well as custom covers for protecting your design while not in use.



HPC'S VISION STATEMENT


To provide safe, innovative outdoor living solutions that create memorable moments.

HPC'S INNOVATION AND EDUCATION CENTER



1.5 NFI CONTINUOUS EDUCATION CREDITS HOURS FOR ATTENDING CERTAIN CLASSES AND WEBINARS

This year, we opened our innovation and Education Center to bring YOU in-house for hands-on sales and product training. In the spirit of making education accessible to all, these sessions are entirely free-- just get here and we will prepare your course. We are also happy to assist in making accommodations for your stay. You can contact us at information@hpcfire.com for more info or go online to hpcfire.com/training-booking-calendar to get scheduled today.



Please Note: Ordering an LP product will add 3% to MSRP.

CUSTOM ENGINEERED TO ORDER WITH CSA CERTIFICATION

HPC WORKS CLOSELY WITH CSA. AS A RESULT, HPC NOW OFFERS CSA-CERTIFIED ENGINEERED TO ORDER DESIGNS.

ENGINEERED BURNER DESIGNS:

Outlining the details of your project is the first step to creating a one-of-the-kind fire feature. Consider the following:

- Location of installation
- Application
- Enclosure type
- Ventilation and drainage
- Gas type
- Pan style (flat, bowl); Pan shape (round, square, etc.)
- Burner style (standard, torpedo); Burner shape (Penta, linear, etc.)
- Pan and burner dimensions

Having this essential information at the start will assist our experts in creating the fire design of your dreams. With safety and innovation in mind, we are excited to create something revolutionary with you.

For Engineered To Order designs to be CSA certified, they must not exceed a certain range of BTUs:

*Match lit- 65,000 BTUs
FPPK -250,000 BTUs
EI-400,000 BTUs*

Anything above 400,000 BTUs will not be CSA certified as it is considered to be a high pressure unit. HPC can still build these custom designs and will conduct internal testing to ensure the unit is safe and reliable.

MOST POPULAR DESIGNS:

Our most popular custom designs include linear / rectangular fire pits, arched fire features, and fire pits involving right angles. They are used to enhance pools, bars, kitchens, and more.

You can find HPC's custom designs all over America. See our fire features in Commercial Park and the Phillies' Stadium!



GO TO [HPCFIRE.COM/CUSTOM-2-0/](https://www.hpcfire.com/custom-2-0/) TO DESIGN YOUR FIRE PIT

Name *

Company

Email *

Phone Number *

What are you having custom made? *

Outdoor Fire Pit

Shape *

Arch

Bowl pan? ⓘ

☐ Yes, use bowl pan instead of flat pan.

Length: A->C *

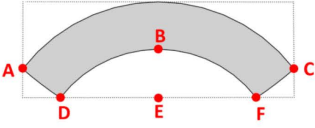
Length: D->F *

Rise: E->B *

Width: F->C *

Interior Radius *

Arch





 Please Note: Ordering an LP product will add 3% to MSRP.

CSA CERTIFIED INSERTS

ELECTRONIC

- 12 Round Bowl Pan
- 14 Flat Round Pan
- 16 Square Bowl Pan
- 18 Square Flat Pan
- 20 Rectangle Bowl Pan
- 22 Trough Inserts
- 24 Interlink Inserts

PUSH BUTTON

- 26 Round Bowl Pan
- 27 Flat Round Pan
- 28 Square Bowl Pan
- 29 Square Flat Pan
- 30 Rectangle Bowl Pan
- 31 Trough Inserts
- 32 Interlink Inserts

MATCH LIT

- 33 Round Bowl Pan
- 34 Flat Round Pan
- 35 Square Bowl Pan
- 36 Square Flat Pan
- 37 Rectangle Bowl Pan
- 38 Trough Inserts
- 39 Interlink Inserts



Electronic Ignition Features

HPC's top of the line system comes fully assembled and is ready for install. The EI Series is available in HI/LO as well as ON/OFF Models.

- Fully Assembled- ready to install. Control components are protected within valve box.
- Ignite via wall switch or remote control; Auto re-light if flame is lost.
- Ignition is complete using a robust and reliable Hot Surface igniter.
- On/Off models: Use with optional wall switch, Remote Control or your whole house system.
- HI/LO Flame Control Models: Adjust high setting to low setting- ~45% turndown (Remote Control included). Not for use with your whole house system.
- 120vac: Standard outdoor grounded power cord- simply plug into GFCI outlet.
- 24vac Option: Typically used with lower voltage requirements.
- Natural Gas or Liquid Propane.
- Internal temperature monitoring with overheat auto shutoff.
- CSA Certified in US & Canada to ANSI Z21.97-2017 / CSA 2.41-2014 requirements. (This new EI system already meets upcoming 2020 ANSI requirements).
- **Optional Controls: On/Off Remote, Timers, Power Supplies and an Emergency Shutoff. (Pg. 82)**

Push Button Features

This is our mid-range fire pit insert utilizing safety pilot flame control. Simply push the ignition button and the valve control knob to start. Flame adjustment is done with the knob. The FPPK gives our customers flame sensing technology and is battery operated, negating the need for a power source.

- Fully Assembled and ready to install. Control components are protected within the valve box.
- Flex Line configuration provides versatile and simple installation.
- Start ignition with push button and valve control knob.
- Flame sensing- system will turn off gas if flame is lost.
- Flame height is adjustable using valve control knob.
- Battery Operated System- is the perfect solution for installs with no power.
- Natural Gas or Liquid Propane.
- CSA Certified in US & Canada to ANSI Z21.97-2017 / CSA 2.41-2014 requirements.




Match Lit Features

This is our simplest certified fire pit insert- easy to operate and requires the least amount of maintenance.

- Fully Assembled and ready to install.
- Flex Line configuration provides versatile and simple installation.
- Valve mounting bracket included- for safe mounting.
- Flame height is adjustable using key valve.
- Available in Natural Gas or Liquid Propane.
- CSA Certified in US & Canada to ANSI Z21.97-2017 / CSA 2.41-2014 requirements.
- **Optional Install & Controls: Paver Block Bracket, Key Extension Kit, Long Keys and Spark Ignition Kit. (Pg. 75)**




FIRE PIT MATRIX CHART

ELECTRONIC IGNITION FIRE PITS (EI)							
SIZES	Round		Square		Rectangle H	Linear	
	Bowl	Flat	Bowl	Flat	Bowl	Trough	Interlink
	13"	14"	18"	18"	24" x 12"	24"	25" x 8"
	19"	18"	24"	24"	30" x 12"	36"	37" x 8"
	25"	24"	30"	30"	36" x 14"	48"	49" x 8"
	31"	30"	36"	36"	42" x 14"	60"	61" x 8"
	37"	36"	42"	42"	54" x 16"	72"	73" x 8"
	43"	42"			66" x 16"	96"	97" x 8"
		54"			78" x 16"		121" x 8"
					90" x 16"		




 All Models Available in Natural Gas or Propane
  All Models Available in 120VAC or 24VAC
  All Models Available with remote

Remote or App HI/LO & ON/OFF
 ON/OFF ONLY (Remote optional)

PUSH BUTTON/FLAME SENSE FIRE PITS (FPPK)							
SIZES	Round		Square		Rectangle H	Linear	
	Bowl	Flat	Bowl	Flat	Bowl	Trough	Interlink
	13"	14"	18"	18"	24" x 12"	24"	25" x 8"
	19"	18"	24"	24"	30" x 12"	36"	37" x 8"
	25"	24"	30"	30"	36" x 14"	48"	49" x 8"
	31"	30"	36"	36"	42" x 14"	60"	61" x 8"
	37"	36"			54" x 16"	72"	73" x 8"
						96"	97" x 8"

 All Models Available in Natural Gas or Propane
  Battery
  Manual Flame Control

MATCH LIT FIRE PITS (MLFPK)							
SIZES	Round		Square		Rectangle H	Linear	
	Bowl	Flat	Bowl	Flat	Bowl	Trough	Interlink
	13"	8"	18"	18"	24" x 12"	24"	25" x 8"
	19"	14"	24"	24"	30" x 12"	36"	37" x 8"
	25"	18"	30"	30"	36" x 14"	48"	49" x 8"
	31"	24"					
		30"					

 All Models Available in Natural Gas or Propane
  Optional Manual Spark Ignition Kit
  Manual Flame Control



EI Accessories (Pg. 82):
Timers, Power Supplies, E-Stop



MLFPK Paver
Bracket - Pg. 75



Wind Guards:
Pg. 71



Covers:
Pg. 72



Media:
Pg. 69

EI ROUND BOWL INSERTS

FULLY ASSEMBLED, COMMERCIAL GRADE, CERTIFIED INSERTS

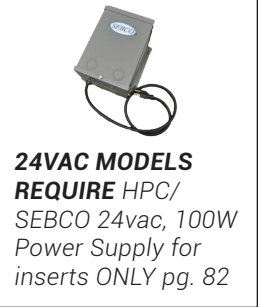


Benefits of Round Bowl Inserts:

Sidewall helps with media retention; Pan Lip provides for recessed burner / blowout box.

Features:

Made of #304, 18 gauge Stainless Steel
Spun design adds rigidity
Welded gas fitting for strength
Weep holes for drainage



SPECIFICATIONS

AVAILABLE IN:

- 120VAC OR 24VAC

- ON/OFF OR HI/LO

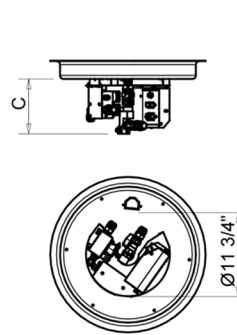
MATERIAL: 304 STAINLESS STEEL

HI/LO MODELS HAVE A 40% REDUCTION IN BTU ON LOW SETTING

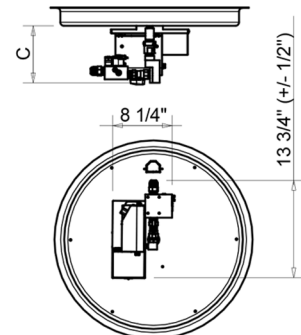
PART NUMBER*		PENTA BURNER		DIMENSION CHART			
		BTU		A"	B"	C" (+/- 1/2")	
		PENTA	TORPEDO			PENTA	TORPEDO
TOR- PENTA19EI	65K	90K	19	12	7-3/4	7-3/4	
TOR- PENTA25EI	125K	140K	25	18	9-3/4	7-3/4	
TOR- PENTA31EI	200K	225K	31	24	9-3/4	7-3/4	
TOR- PENTA37EI	250K	275K	37	30	10-3/4	7-3/4	
TOR- PENTA43EI	400K	375K	43	36	11-3/4	7-3/4	

*FOR TORPEDO BURNERS ADD TOR-

PART NUMBER		ROUND BURNER		DIMENSION CHART		
		STANDARD BTU		A"	B"	C" (+/- 1/2")
13SSEI	90K	13	12			7-3/4



PENTA19EI AND 13SSEI
CONTROLS CONFIGURATION



PENTA25EI AND LARGER
CONTROLS CONFIGURATION

EI ACCESSORIES



EI Accessories (Pg. 82):
Timers, Power Supplies, E-Stop



MLFPK Paver
Bracket - Pg. 75



Wind Guards:
Pg. 71



Covers:
Pg. 72



Media:
Pg. 69

Electronic Ignition Models - EI ON/OFF Series



Pan Size	Burner	BTU	Std Model - Flame ON/OFF	MSRP	Lava Rock	Fire Glass
13"	12" Round	90k	13SSEI-NG/120VAC	\$ 2893.98	1 Bag	20 Lbs
			13SSEI-NG/24VAC	\$ 2893.98	1 Bag	20 Lbs
19"	12" Penta	65k	PENTA19EI-NG/120VAC	\$ 2974.35	2 Bags	40 Lbs
			PENTA19EI-NG/24VAC	\$ 2974.35	2 Bags	40 Lbs
25"	18" Penta	125k	PENTA25EI-NG/120VAC	\$ 3182.85	2 Bags	60 Lbs
			PENTA25EI-NG/24VAC	\$ 3182.85	2 Bags	60 Lbs
31"	24" Penta	200k	PENTA31EI-NG/120VAC	\$ 3474.22	2 Bags	90 Lbs
			PENTA31EI-NG/24VAC	\$ 3474.22	2 Bags	90 Lbs
37"	30" Penta	250k	PENTA37EI-NG/120VAC	\$ 4235.44	4 Bags	120 Lbs
			PENTA37EI-NG/24VAC	\$ 4235.44	4 Bags	120 Lbs
43"	36" Penta	400k	PENTA43EI-NG/120VAC	\$ 4569.53	4 Bags	160 Lbs
			PENTA43EI-NG/24VAC	\$ 4569.53	4 Bags	160 Lbs

The standard Penta™ burner is specifically designed for those customers that love the natural campfire feel.

Electronic Ignition Models - EI HI/LO Series

Pan Size	Burner	BTU	Std Model - Bluetooth HI/LO	MSRP	Lava Rock	Fire Glass
13"	12" Round	90k	13SSEI-HI/LO-NG/120VAC	\$ 3414.34	1 Bag	20 Lbs
			13SSEI-HI/LO-NG/24VAC	\$ 3414.34	1 Bag	20 Lbs
19"	12" Penta	65k	PENTA19EI-HI/LO-NG/120VAC	\$ 3498.82	2 Bags	40 Lbs
			PENTA19EI-HI/LO-NG/24VAC	\$ 3498.82	2 Bags	40 Lbs
25"	18" Penta	125k	PENTA25EI-HI/LO-NG/120VAC	\$ 3708.75	2 Bags	60 Lbs
			PENTA25EI-HI/LO-NG/24VAC	\$ 3708.75	2 Bags	60 Lbs
31"	24" Penta	200k	PENTA31EI-HI/LO-NG/120VAC	\$ 4008.19	2 Bags	90 Lbs
			PENTA31EI-HI/LO-NG/24VAC	\$ 4008.19	2 Bags	90 Lbs
37"	30" Penta	250k	PENTA37EI-HI/LO-NG/120VAC	\$ 4781.19	4 Bags	120 Lbs
			PENTA37EI-HI/LO-NG/24VAC	\$ 4781.19	4 Bags	120 Lbs

Electronic Ignition Models - Torpedo EI ON/OFF Series

Pan Size	Burner	BTU	Torpedo Model - Flame ON/OFF	MSRP
19"	12" Torpedo	90k	TOR-PENTA19EI-NG/120VAC	\$ 3271.78
			TOR-PENTA19EI-NG/24VAC	\$ 3271.78
25"	18" Torpedo	140k	TOR-PENTA25EI-NG/120VAC	\$ 3501.13
			TOR-PENTA25EI-NG/24VAC	\$ 3501.13
31"	24" Torpedo	225k	TOR-PENTA31EI-NG/120VAC	\$ 3821.65
			TOR-PENTA31EI-NG/24VAC	\$ 3821.65
37"	30" Torpedo	275k	TOR-PENTA37EI-NG/120VAC	\$ 4658.98
			TOR-PENTA37EI-NG/24VAC	\$ 4658.98
43"	36" Torpedo	375k	TOR-PENTA43EI-NG/120VAC	\$ 5026.49
			TOR-PENTA43EI-NG/24VAC	\$ 5026.49

Lava Rock	Fire Glass
2 Bag	40 Lbs
2 Bag	40 Lbs
2 Bags	60 Lbs
2 Bags	60 Lbs
2 Bags	90 Lbs
2 Bags	90 Lbs
4 Bags	120 Lbs
4 Bags	120 Lbs
4 Bags	160 Lbs
4 Bags	160 Lbs



Electronic Ignition Models - Torpedo EI HI/LO Series

Pan Size	Burner	BTU	Torpedo Model - Flame HI/LO	MSRP
19"	12" Torpedo	90k	TOR-PENTA19EI-HI/LO-NG/120VAC	\$ 3848.71
			TOR-PENTA19EI-HI/LO-NG/24VAC	\$ 3848.71
25"	18" Torpedo	140k	TOR-PENTA25EI-HI/LO-NG/120VAC	\$ 4079.62
			TOR-PENTA25EI-HI/LO-NG/24VAC	\$ 4079.62
31"	24" Torpedo	225k	TOR-PENTA31EI-HI/LO-NG/120VAC	\$ 4409.01
			TOR-PENTA31EI-HI/LO-NG/24VAC	\$ 4409.01
37"	30" Torpedo	275k	TOR-PENTA37EI-HI/LO-NG/120VAC	\$ 5259.30
			TOR-PENTA37EI-HI/LO-NG/24VAC	\$ 5259.30

Lava Rock	Fire Glass
2 Bag	40 Lbs
2 Bag	40 Lbs
2 Bags	60 Lbs
2 Bags	60 Lbs
2 Bags	90 Lbs
2 Bags	90 Lbs
4 Bags	120 Lbs
4 Bags	120 Lbs

The commercial-grade SST Torpedo™ burner, available in Penta™, Linear and H configurations, is our newly designed nozzle which creates the biggest flame and is targeting those customers seeking an aesthetic and experience more like a bonfire.

EI MODELS INCLUDE: Insert: Fully Assembled. Flex Line: Gas Input and Instructions
SOLD SEPARATELY (EI INSERT): On/Off Models 120VAC- Remote: 578-C: See Pg. 82


***IMPORTANT: 24vac Models** REQUIRE HPC/ SEBCO 24vac, 100W Power Supply pg. 82

TO ORDER PROPANE MODELS "LP" Please Change out NG to LP

 Please Note: Ordering an LP product will add 3% to MSRP.

EI ROUND FLAT INSERTS

FULLY ASSEMBLED, COMMERCIAL GRADE, CERTIFIED INSERTS

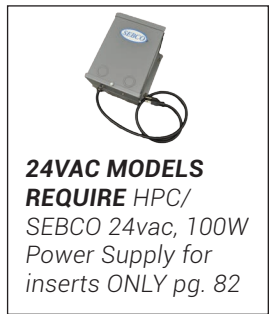


Benefits of Round Flat Inserts:

Economical flat design. Meant for a recess mount within an enclosure.

Features:

Made of #304, 18 gauge Stainless Steel
Raised hub burner for water prevention
Welded gas fitting for strength
Weep holes for drainage
**Lifetime Warranty on burners*



SPECIFICATIONS

AVAILABLE IN:

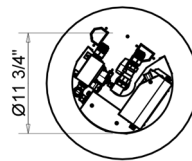
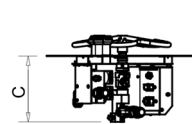
- 120VAC OR 24VAC
- ON/OFF OR HI/LO

MATERIAL: 304 STAINLESS STEEL

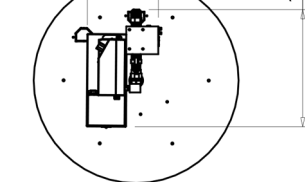
HI/LO MODELS HAVE A 40% REDUCTION IN BTU ON LOW SETTING

PENTA BURNER							
PART NUMBER*	BTU		DIMENSION CHART				
	PENTA	TORPEDO	A"	B"	C" (+/- 1/2")		
					PENTA	TORPEDO	
TOR- PENTA18EI	65K	90k	18	12	7-3/4	7-3/4	
TOR- PENTA24EI	125K	140k	24	18	9-3/4	7-3/4	
TOR- PENTA30EI	200K	225k	30	24	9-3/4	7-3/4	
TOR- PENTA36EI	250K	275k	36	30	10-3/4	7-3/4	
TOR- PENTA42EI	400K	375K	42	36	11-3/4	7-3/4	
TOR- PENTA54EI	400K	400K	54	48	11-3/4	7-3/4	

*FOR TORPEDO BURNERS ADD TOR-



PENTA18EI AND 14SSEI
CONTROLS CONFIGURATION



PENTA24EI AND LARGER
CONTROLS CONFIGURATION

EI ACCESSORIES



EI Accessories (Pg. 82):
Timers, Power Supplies, E-Stop

MLFPK Paver
Bracket - Pg. 75

Wind Guards:
Pg. 71

Covers:
Pg. 72

Media:
Pg. 69

Electronic Ignition Models - EI ON/OFF Series



Pan Size	Burner	BTU	Std Model - Flame ON/OFF	MSRP	Lava Rock	Fire Glass
14"	12" Round	90k	14FSSEI-NG/120VAC	\$ 2826.12	1 Bag	30 Lbs
			14FSSEI-NG/24VAC	\$ 2826.12	1 Bag	30 Lbs
18"	12" Penta	65k	PENTA18EI-NG/120VAC	\$ 2961.77	2 Bags	30 Lbs
			PENTA18EI-NG/24VAC	\$ 2961.77	2 Bags	30 Lbs
24"	18" Penta	125k	PENTA24EI-NG/120VAC	\$ 3115.01	2 Bags	50 Lbs
			PENTA24EI-NG/24VAC	\$ 3115.01	2 Bags	50 Lbs
30"	24" Penta	200k	PENTA30EI-NG/120VAC	\$ 3308.43	2 Bags	80 Lbs
			PENTA30EI-NG/24VAC	\$ 3308.43	2 Bags	80 Lbs
36"	30" Penta	250k	PENTA36EI-NG/120VAC	\$ 3682.73	4 Bags	110 Lbs
			PENTA36EI-NG/24VAC	\$ 3682.73	4 Bags	110 Lbs
42"	36" Penta	400k	PENTA42EI-NG/120VAC	\$ 4361.02	4 Bags	150 Lbs
			PENTA42EI-NG/24VAC	\$ 4361.02	4 Bags	150 Lbs
54"	48" Penta	400k	PENTA54EI-NG/120VAC	\$ 5041.81	6 Bags	250 Lbs
			PENTA54EI-NG/24VAC	\$ 5041.81	6 Bags	250 Lbs

Electronic Ignition Models - EI HI/LO Series

The standard Penta™ burner is specifically designed for those customers that love the natural campfire feel.

Pan Size	Burner	BTU	Std Model - Flame HI/LO	MSRP	Lava Rock	Fire Glass
14"	12" Round	90k	14FSSEI-HI/LO-NG/120VAC	\$ 3342.70	1 Bag	30 Lbs
			14FSSEI-HI/LO-NG/24VAC	\$ 3342.70	1 Bag	30 Lbs
18"	12" Penta	65k	PENTA18EI-HI/LO-NG/120VAC	\$ 3483.47	2 Bags	30 Lbs
			PENTA18EI-HI/LO-NG/24VAC	\$ 3483.47	2 Bags	30 Lbs
24"	18" Penta	125k	PENTA24EI-HI/LO-NG/120VAC	\$ 3639.62	2 Bags	50 Lbs
			PENTA24EI-HI/LO-NG/24VAC	\$ 3639.62	2 Bags	50 Lbs
30"	24" Penta	200k	PENTA30EI-HI/LO-NG/120VAC	\$ 3836.70	2 Bags	80 Lbs
			PENTA30EI-HI/LO-NG/24VAC	\$ 3836.70	2 Bags	80 Lbs
36"	30" Penta	250k	PENTA36EI-HI/LO-NG/120VAC	\$ 4215.51	4 Bags	110 Lbs
			PENTA36EI-HI/LO-NG/24VAC	\$ 4215.51	4 Bags	110 Lbs

Electronic Ignition Models - Torpedo EI ON/OFF Series

Pan Size	Burner	BTU	Torpedo Model - Flame ON/OFF	MSRP	Lava Rock	Fire Glass
18"	12" Torpedo	90k	TOR-PENTA18EI-NG/120VAC	\$ 3257.95	1 Bag	30 Lbs
			TOR-PENTA18EI-NG/24VAC	\$ 3257.95	1 Bag	30 Lbs
24"	18" Torpedo	140k	TOR-PENTA24EI-NG/120VAC	\$ 3426.52	2 Bags	30 Lbs
			TOR-PENTA24EI-NG/24VAC	\$ 3426.52	2 Bags	30 Lbs
30"	24" Torpedo	225k	TOR-PENTA30EI-NG/120VAC	\$ 3639.28	2 Bags	50 Lbs
			TOR-PENTA30EI-NG/24VAC	\$ 3639.28	2 Bags	50 Lbs
36"	30" Torpedo	275k	TOR-PENTA36EI-NG/120VAC	\$ 4051.01	2 Bags	80 Lbs
			TOR-PENTA36EI-NG/24VAC	\$ 4051.01	2 Bags	80 Lbs
42"	36" Torpedo	375k	TOR-PENTA42EI-NG/120VAC	\$ 4797.11	4 Bags	110 Lbs
			TOR-PENTA42EI-NG/24VAC	\$ 4797.11	4 Bags	110 Lbs
54"	48" Torpedo	400k	TOR-PENTA54EI-NG/120VAC	\$ 5545.97	4 Bags	150 Lbs
			TOR-PENTA54EI-NG/24VAC	\$ 5545.97	4 Bags	150 Lbs



Electronic Ignition Models - Torpedo EI HI/LO Series

Pan Size	Burner	BTU	Torpedo Model - Flame HI/LO	MSRP	Lava Rock	Fire Glass
18"	12" Torpedo	90k	TOR-PENTA18EI-HI/LO-NG/120VAC	\$ 3831.82	1 Bag	30 Lbs
			TOR-PENTA18EI-HI/LO-NG/24VAC	\$ 3831.82	1 Bag	30 Lbs
24"	18" Torpedo	140k	TOR-PENTA24EI-HI/LO-NG/120VAC	\$ 4003.58	2 Bags	30 Lbs
			TOR-PENTA24EI-HI/LO-NG/24VAC	\$ 4003.58	2 Bags	30 Lbs
30"	24" Torpedo	225k	TOR-PENTA30EI-HI/LO-NG/120VAC	\$ 4220.36	2 Bags	50 Lbs
			TOR-PENTA30EI-HI/LO-NG/24VAC	\$ 4220.36	2 Bags	50 Lbs
36"	30" Torpedo	275k	TOR-PENTA36EI-HI/LO-NG/120VAC	\$ 4637.06	2 Bags	80 Lbs
			TOR-PENTA36EI-HI/LO-NG/24VAC	\$ 4637.06	2 Bags	80 Lbs

The commercial-grade SST Torpedo™ burner, available in Penta™, Linear and H configurations, is our newly designed nozzle which creates the biggest flame and is targeting those customers seeking an aesthetic and experience more like a bonfire.

EI MODELS INCLUDE: Insert: Fully Assembled. Flex Line: Gas Input and Instructions
SOLD SEPARATELY (EI INSERT): On/Off Models 120VAC- Remote: 578-C: See Pg. 82

***IMPORTANT: 24vac Models REQUIRE HPC/ SEBCO 24vac, 100W Power Supply pg. 82**

TO ORDER PROPANE MODELS "LP" Please Change out NG to LP

 Please Note: Ordering an LP product will add 3% to MSRP.

EI SQUARE BOWL INSERTS

FULLY ASSEMBLED, COMMERCIAL GRADE, CERTIFIED INSERTS



Benefits of a Square Bowl Insert:

Sidewall helps with media retention. Pan Lip makes for easy installation.

Features:

Made of #304, 18 gauge Stainless Steel
Raised hub burner for water prevention
Welded gas fitting for strength
Weep holes for drainage
**Lifetime Warranty on burners*



24VAC MODELS REQUIRE HPC/SEBCO 24vac, 100W Power Supply for inserts ONLY pg. 82



SPECIFICATIONS

AVAILABLE IN:

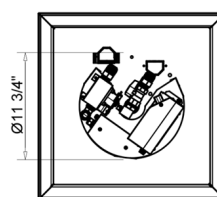
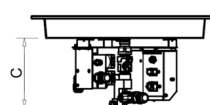
- 120VAC OR 24VAC
- ON/OFF OR HI/LO

MATERIAL: 304 STAINLESS STEEL

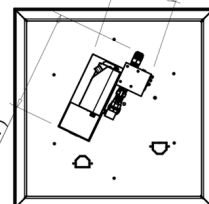
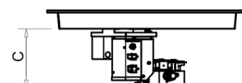
HI/LO MODELS HAVE A 40% REDUCTION IN BTU ON LOW SETTING

PART NUMBER*		BTU		DIMENSION CHART			
		PENTA	TOR	A"	B"	C" (+/- 1/2")	
						PENTA	TOR
TOR-	18SSEI-SQBL	65K	90K	18	12	7-3/4	7-3/4
TOR-	24SSEI-SQBL	125K	140K	24	18	9-3/4	7-3/4
TOR-	30SSEI-SQBL	200K	225K	30	24	9-3/4	7-3/4
TOR-	36SSEI-SQBL	250K	275K	36	30	10-3/4	7-3/4
TOR-	42SSEI-SQBL	400K	375K	42	36	11-3/4	7-3/4

*FOR TORPEDO BURNERS ADD TOR-



18SSEI-SQBL
CONTROLS CONFIGURATION



24SSEI-SQBL AND LARGER
CONTROLS CONFIGURATION

EI ACCESSORIES



EI Accessories (Pg. 82):
Timers, Power Supplies, E-Stop

MLFPK Paver
Bracket - Pg. 75



Wind Guards:
Pg. 71



Covers:
Pg. 72



Media:
Pg. 69

Electronic Ignition Models - EI ON/OFF Series



Pan Size	Burner	BTU	Std Model - Flame ON/OFF	MSRP
18"	12" Penta	65k	18SSEI-SQBL-NG/120VAC	\$ 3102.44
			18SSEI-SQBL-NG/24VAC	\$ 3102.44
24"	18" Penta	125k	24SSEI-SQBL-NG/120VAC	\$ 3253.19
			24SSEI-SQBL-NG/24VAC	\$ 3253.19
30"	24" Penta	200k	30SSEI-SQBL-NG/120VAC	\$ 3516.94
			30SSEI-SQBL-NG/24VAC	\$ 3516.94
36"	30" Penta	250k	36SSEI-SQBL-NG/120VAC	\$ 4305.78
			36SSEI-SQBL-NG/24VAC	\$ 4305.78
42"	36" Penta	400k	42SSEI-SQBL-NG/120VAC	\$ 4637.38
			42SSEI-SQBL-NG/24VAC	\$ 4637.38

Lava Rock	Fire Glass
2 Bags	40 Lbs
2 Bags	40 Lbs
2 Bags	70 Lbs
2 Bags	70 Lbs
2 Bags	100 Lbs
2 Bags	100 Lbs
6 Bags	150 Lbs
6 Bags	150 Lbs
6 Bags	190 Lbs
6 Bags	190 Lbs

Electronic Ignition Models - EI HI/LO Series

The standard Penta™ burner is specifically designed for those customers that love the natural campfire feel.

Pan Size	Burner	BTU	Std Model - Flame HI/LO	MSRP
18"	12" Penta	65k	18SSEI-SQBL-HI/LO-NG/120VAC	\$ 3624.25
			18SSEI-SQBL-HI/LO-NG/24VAC	\$ 3624.25
24"	18" Penta	125k	24SSEI-SQBL-HI/LO-NG/120VAC	\$ 3780.39
			24SSEI-SQBL-HI/LO-NG/24VAC	\$ 3780.39
30"	24" Penta	200k	30SSEI-SQBL-HI/LO-NG/120VAC	\$ 4077.33
			30SSEI-SQBL-HI/LO-NG/24VAC	\$ 4077.33
36"	36" Penta	250k	36SSEI-SQBL-HI/LO-NG/120VAC	\$ 4852.84
			36SSEI-SQBL-HI/LO-NG/24VAC	\$ 4852.84

Lava Rock	Fire Glass
2 Bags	40 Lbs
2 Bags	40 Lbs
2 Bags	70 Lbs
2 Bags	70 Lbs
2 Bags	100 Lbs
2 Bags	100 Lbs
6 Bags	150 Lbs
6 Bags	150 Lbs

Electronic Ignition Models - Torpedo EI ON/OFF Series

Pan Size	Burner	BTU	Torpedo Model - Flame ON/OFF	MSRP
18"	12" Torpedo	90k	TOR-18SSEI-SQBL-NG/120VAC	\$ 3722.91
			TOR-18SSEI-SQBL-NG/24VAC	\$ 3722.91
24"	18" Torpedo	140k	TOR-24SSEI-SQBL-NG/120VAC	\$ 3903.83
			TOR-24SSEI-SQBL-NG/24VAC	\$ 3903.83
30"	24" Torpedo	225k	TOR-30SSEI-SQBL-NG/120VAC	\$ 4220.33
			TOR-30SSEI-SQBL-NG/24VAC	\$ 4220.33
36"	30" Torpedo	275k	TOR-36SSEI-SQBL-NG/120VAC	\$ 5166.92
			TOR-36SSEI-SQBL-NG/24VAC	\$ 5166.92
42"	36" Torpedo	375k	TOR-42SSEI-SQBL-NG/120VAC	\$ 5564.85
			TOR-42SSEI-SQBL-NG/24VAC	\$ 5564.85

Lava Rock	Fire Glass
2 Bags	40 Lbs
2 Bags	40 Lbs
2 Bags	70 Lbs
2 Bags	70 Lbs
2 Bags	100 Lbs
2 Bags	100 Lbs
6 Bags	150 Lbs
6 Bags	150 Lbs
6 Bags	190 Lbs
6 Bags	190 Lbs



Electronic Ignition Models - Torpedo EI HI/LO Series

Pan Size	Burner	BTU	Torpedo Model - Flame HI/LO	MSRP
18"	12" Torpedo	90k	TOR-18SSEI-SQBL-HI/LO-NG/120V	\$ 4349.11
			TOR-18SSEI-SQBL-HI/LO-NG/24VAC	\$ 4349.11
24"	18" Torpedo	140k	TOR-24SSEI-SQBL-HI/LO-NG/120V	\$ 4536.47
			TOR-24SSEI-SQBL-HI/LO-NG/24VAC	\$ 4536.47
30"	24" Torpedo	225k	TOR-30SSEI-SQBL-HI/LO-NG/120V	\$ 4892.79
			TOR-30SSEI-SQBL-HI/LO-NG/24VAC	\$ 4892.79
36"	30" Torpedo	275k	TOR-36SSEI-SQBL-HI/LO-NG/120V	\$ 5823.41
			TOR-36SSEI-SQBL-HI/LO-NG/24VAC	\$ 5823.41

Lava Rock	Fire Glass
2 Bags	40 Lbs
2 Bags	40 Lbs
2 Bags	70 Lbs
2 Bags	70 Lbs
2 Bags	100 Lbs
2 Bags	100 Lbs
6 Bags	150 Lbs
6 Bags	150 Lbs

The commercial-grade SST Torpedo™ burner, available in Penta™, Linear and H configurations, is our newly designed nozzle which creates the biggest flame and is targeting those customers seeking an aesthetic and experience more like a bonfire.

EI MODELS INCLUDE: Insert: Fully Assembled. Flex Line: Gas Input and Instructions
SOLD SEPARATELY (EI INSERT): On/Off Models 120VAC- Remote: 578-C: See Pg. 82


***IMPORTANT: 24vac Models** REQUIRE HPC/ SEBCO 24vac, 100W Power Supply pg. 82

TO ORDER PROPANE MODELS "LP" Please Change out NG to LP

 Please Note: Ordering an LP product will add 3% to MSRP.

EI SQUARE FLAT INSERTS

FULLY ASSEMBLED, COMMERCIAL GRADE, CERTIFIED INSERTS



Benefits of a Square Flat Insert:

Economical flat design. Meant for a recess mount within an enclosure.

Features:

Made of #304, 18 gauge Stainless Steel
 Raised hub burner for water prevention
 Welded gas fitting for strength
 Weep holes for drainage
 *Lifetime Warranty on burners



SPECIFICATIONS

AVAILABLE IN:

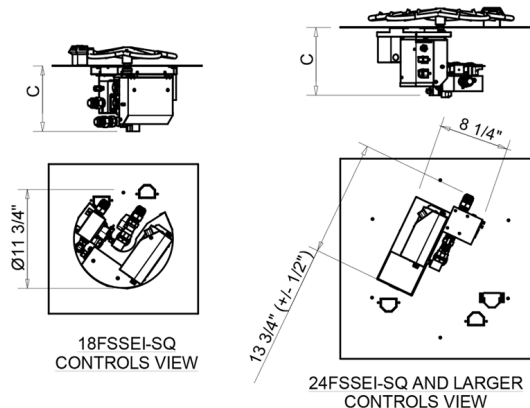
- 120VAC OR 24VAC
- ON/OFF OR HI/LO

MATERIAL: 304 STAINLESS STEEL

HI/LO MODELS HAVE A 40% REDUCTION IN BTU ON LOW SETTING

PART NUMBER*		BTU		DIMENSION CHART			
		PENTA	TORPEDO	A"	B"	C" (+/- 1/2")	
						PENTA	TORPEDO
TOR-	18SSEI-SQ	65K	90K	18	12	7-3/4	7-3/4
TOR-	24SSEI-SQ	125K	140K	24	18	9-3/4	7-3/4
TOR-	30SSEI-SQ	200K	225K	30	24	9-3/4	7-3/4
TOR-	36SSEI-SQ	250K	275K	36	30	10-3/4	7-3/4
TOR-	42SSEI-SQ	400K	375K	42	36	11-3/4	7-3/4

*FOR TORPEDO BURNERS ADD TOR-



EI ACCESSORIES



EI Accessories (Pg. 82):
 Timers, Power Supplies, E-Stop

MLFPK Paver
 Bracket - Pg. 75

Wind Guards:
 Pg. 71

Covers:
 Pg. 72

Media:
 Pg. 69

Electronic Ignition Models - EI ON/OFF Series



Pan Size	Burner	BTU	Std Model - Flame ON/OFF	MSRP	Lava Rock	Fire Glass
18"	12" Penta	65k	18FSSEI-SQ-NG/120VAC	\$ 3029.61	2 Bags	40 Lbs
			18FSSEI-SQ-NG/24VAC	\$ 3029.61	2 Bags	40 Lbs
24"	18" Penta	125k	24FSSEI-SQ-NG/120VAC	\$ 3142.68	2 Bags	70 Lbs
			24FSSEI-SQ-NG/24VAC	\$ 3142.68	2 Bags	70 Lbs
30"	24" Penta	200k	30FSSEI-SQ-NG/120VAC	\$ 3406.44	2 Bags	100 Lbs
			30FSSEI-SQ-NG/24VAC	\$ 3406.44	2 Bags	100 Lbs
36"	30" Penta	250k	36FSSEI-SQ-NG/120VAC	\$ 3710.39	6 Bags	140 Lbs
			36FSSEI-SQ-NG/24VAC	\$ 3710.39	6 Bags	140 Lbs
42"	36" Penta	400k	42FSSEI-SQ-NG/120VAC	\$ 4195.25	6 Bags	190 Lbs
			42FSSEI-SQ-NG/24VAC	\$ 4195.25	6 Bags	190 Lbs

Electronic Ignition Models - EI HI/LO Series

The standard Penta™ burner is specifically designed for those customers that love the natural campfire feel.

Pan Size	Burner	BTU	Std Model - Flame HI/LO	MSRP	Lava Rock	Fire Glass
18"	12" Penta	65k	18FSSEI-SQ-HI/LO-NG/120VAC	\$ 3555.12	2 Bags	40 Lbs
			18FSSEI-SQ-HI/LO-NG/24VAC	\$ 3555.12	2 Bags	40 Lbs
24"	18" Penta	125k	24FSSEI-SQ-HI/LO-NG/120VAC	\$ 3667.79	2 Bags	70 Lbs
			24FSSEI-SQ-HI/LO-NG/24VAC	\$ 3667.79	2 Bags	70 Lbs
30"	24" Penta	200k	30FSSEI-SQ-HI/LO-NG/120VAC	\$ 3933.94	2 Bags	100 Lbs
			30FSSEI-SQ-HI/LO-NG/24VAC	\$ 3933.94	2 Bags	100 Lbs
36"	30" Penta	250k	36FSSEI-SQ-HI/LO-NG/120VAC	\$ 4246.23	6 Bags	140 Lbs
			36FSSEI-SQ-HI/LO-NG/24VAC	\$ 4246.23	6 Bags	140 Lbs

Electronic Ignition Models - Torpedo EI ON/OFF Series

Pan Size	Burner	BTU	Torpedo Model - Flame ON/OFF	MSRP	Lava Rock	Fire Glass
18"	12" Torpedo	90k	TOR-18FSSEI-SQ-NG/120VAC	\$ 3635.53	2 Bags	40 Lbs
			TOR-18FSSEI-SQ-NG/24VAC	\$ 3635.53	2 Bags	40 Lbs
24"	18" Torpedo	140k	TOR-24FSSEI-SQ-NG/120VAC	\$ 3771.21	2 Bags	70 Lbs
			TOR-24FSSEI-SQ-NG/24VAC	\$ 3771.21	2 Bags	70 Lbs
30"	24" Torpedo	225k	TOR-30FSSEI-SQ-NG/120VAC	\$ 4087.72	2 Bags	100 Lbs
			TOR-30FSSEI-SQ-NG/24VAC	\$ 4087.72	2 Bags	100 Lbs
36"	30" Torpedo	275k	TOR-36FSSEI-SQ-NG/120VAC	\$ 4452.47	6 Bags	140 Lbs
			TOR-36FSSEI-SQ-NG/24VAC	\$ 4452.47	6 Bags	140 Lbs
42"	36" Torpedo	375k	TOR-42FSSEI-SQ-NG/120VAC	\$ 5034.31	6 Bags	190 Lbs
			TOR-42FSSEI-SQ-NG/24VAC	\$ 5034.31	6 Bags	190 Lbs



Electronic Ignition Models - Torpedo EI HI/LO Series

Pan Size	Burner	BTU	Torpedo Model - Flame HI/LO	MSRP	Lava Rock	Fire Glass
18"	12" Torpedo	90k	TOR-18FSSEI-SQ-HI/LO-NG/120VAC	\$ 4266.14	2 Bags	40 Lbs
			TOR-18FSSEI-SQ-HI/LO-NG/24VAC	\$ 4266.14	2 Bags	40 Lbs
24"	18" Torpedo	140k	TOR-24FSSEI-SQ-HI/LO-NG/120VAC	\$ 4401.34	2 Bags	70 Lbs
			TOR-24FSSEI-SQ-HI/LO-NG/24VAC	\$ 4401.34	2 Bags	70 Lbs
30"	24" Torpedo	225k	TOR-30FSSEI-SQ-HI/LO-NG/120VAC	\$ 4720.73	2 Bags	100 Lbs
			TOR-30FSSEI-SQ-HI/LO-NG/24VAC	\$ 4720.73	2 Bags	100 Lbs
36"	30" Torpedo	275k	TOR-36FSSEI-SQ-HI/LO-NG/120VAC	\$ 5095.47	6 Bags	140 Lbs
			TOR-36FSSEI-SQ-HI/LO-NG/24VAC	\$ 5095.47	6 Bags	140 Lbs

The commercial-grade SST Torpedo™ burner, available in Penta™, Linear and H configurations, is our newly designed nozzle which creates the biggest flame and is targeting those customers seeking an aesthetic and experience more like a bonfire.

EI MODELS INCLUDE: Insert: Fully Assembled. Flex Line: Gas Input and Instructions
SOLD SEPARATELY (EI INSERT): On/Off Models 120VAC- Remote: 578-C: See Pg. 82

***IMPORTANT: 24vac Models REQUIRE HPC/ SEBCO 24vac, 100W Power Supply pg. 82**

TO ORDER PROPANE MODELS "LP" Please Change out NG to LP

 Please Note: Ordering an LP product will add 3% to MSRP.

EI H-BURNER INSERTS

FULLY ASSEMBLED, COMMERCIAL GRADE, CERTIFIED INSERTS



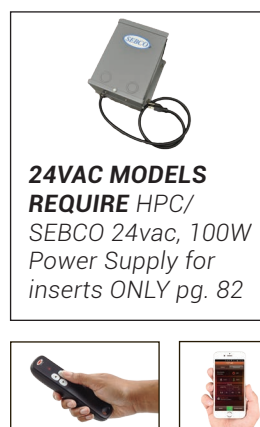
Benefits of H-Burner Inserts:

Sidewall helps with media retention. Pan Lip makes for easy installation.

Features of H-Burner Inserts:

Made of #304, 18 gauge Stainless Steel, Raised hub H-burner for water prevention, Bolted gas fitting for strength, Weep holes for drainage

**Lifetime Warranty on burners*



24VAC MODELS REQUIRE HPC/ SEBCO 24vac, 100W Power Supply for inserts ONLY pg. 82

SPECIFICATIONS

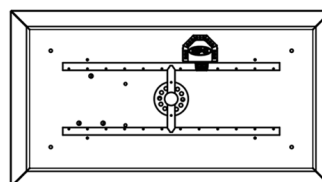
AVAILABLE IN:

- 120VAC OR 24VAC
- ON/OFF OR HI/LO

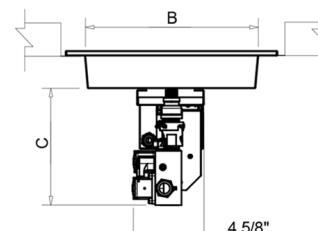
MATERIAL: 304 STAINLESS STEEL

HI/LO MODELS HAVE A 40% REDUCTION IN BTU ON LOW SETTING

PART NUMBER	BTU	DIMENSION CHART		
		A"	B"	C" (+/- 1/2")
TOR-24X12SSEI-H	115K	24	12	7-3/4
TOR-30X12SSEI-H	150K	30	12	7-3/4
TOR-36X14SSEI-H	175K	36	14	7-3/4
TOR-42X14SSEI-H	200K	42	14	7-3/4
TOR-54X16SSEI-H	250K	54	16	7-3/4
TOR-66X16SSEI-H	300K	66	16	7-3/4
TOR-78X16SSEI-H	350K	78	16	7-3/4
TOR-90X16SSEI-H	400K	90	16	7-3/4



TOP VIEW



FRONT ELEVATION

EI ACCESSORIES



EI Accessories (Pg. 82):
Timers, Power Supplies, E-Stop



MLFPK Paver
Bracket - Pg. 75



Wind Guards:
Pg. 71



Covers:
Pg. 72



Media:
Pg. 69

Electronic Ignition Models - Torpedo EI ON/OFF Series

Pan Size	Burner	BTU	Torpedo Model - Flame ON/OFF	MSRP
24" X 12"	18" X 6" Torpedo	115k	TOR-24X12SSEI-H-NG/120VAC	\$ 4087.72
			TOR-24X12SSEI-H-NG/24VAC	\$ 4087.72
30" X 12"	24" X 6" Torpedo	150k	TOR-30X12SSEI-H-NG/120VAC	\$ 4404.23
			TOR-30X12SSEI-H-NG/24VAC	\$ 4404.23
36" X 14"	30" X 8" Torpedo	175k	TOR-36X14SSEI-H-NG/120VAC	\$ 4567.01
			TOR-36X14SSEI-H-NG/24VAC	\$ 4567.01
42" X 14"	36" X 8" Torpedo	200k	TOR-42X14SSEI-H-NG/120VAC	\$ 4699.61
			TOR-42X14SSEI-H-NG/24VAC	\$ 4699.61
54" X 16"	48" X 10" Torpedo	250k	TOR-54X16SSEI-H-NG/120VAC	\$ 5001.11
			TOR-54X16SSEI-H-NG/24VAC	\$ 5001.11
66" X 16"	60" X 10" Torpedo	300k	TOR-66X16SSEI-H-NG/120VAC	\$ 5549.75
			TOR-66X16SSEI-H-NG/24VAC	\$ 5549.75
78" X 16"	72" X 10" Torpedo	350k	TOR-78X16SSEI-H-NG/120VAC	\$ 5983.87
			TOR-78X16SSEI-H-NG/24VAC	\$ 5983.87
90" X 16"	84" X 10" Torpedo	400k	TOR-90X16SSEI-H-NG/120VAC	\$ 6448.10
			TOR-90X16SSEI-H-NG/24VAC	\$ 6448.10

Lava Rock	Fire Glass
2 Bags	40 Lbs
2 Bags	40 Lbs
2 Bags	40 Lbs
2 Bags	40 Lbs
2 Bags	60 Lbs
2 Bags	60 Lbs
2 Bags	70 Lbs
2 Bags	70 Lbs
4 Bags	100 Lbs
4 Bags	100 Lbs
6 Bags	120 Lbs
6 Bags	120 Lbs
6 Bags	140 Lbs
6 Bags	140 Lbs
8 Bags	160 Lbs
8 Bags	160 Lbs



Electronic Ignition Models - Torpedo EI HI/LO Series

Pan Size	Burner	BTU	Torpedo Model - Flame HI/LO	MSRP
24" X 12"	18" X 6" Torpedo	115k	TOR-24X12SSEI-H-HI/LO-NG/120V	\$ 4705.41
			TOR-24X12SSEI-H-HI/LO-NG/24VAC	\$ 4705.41
30" X 12"	24" X 6" Torpedo	150k	TOR-30X12SSEI-H-HI/LO-NG/120V	\$ 5043.22
			TOR-30X12SSEI-H-HI/LO-NG/24VAC	\$ 5043.22
36" X 14"	30" X 8" Torpedo	175k	TOR-36X14SSEI-H-HI/LO-NG/120V	\$ 5215.28
			TOR-36X14SSEI-H-HI/LO-NG/24VAC	\$ 5215.28
42" X 14"	36" X 8" Torpedo	200k	TOR-42X14SSEI-H-HI/LO-NG/120V	\$ 5350.41
			TOR-42X14SSEI-H-HI/LO-NG/24VAC	\$ 5350.41
54" X 16"	48" X 10" Torpedo	250k	TOR-54X16SSEI-H-HI/LO-NG/120V	\$ 5654.46
			TOR-54X16SSEI-H-HI/LO-NG/24VAC	\$ 5654.46
66" X 16"	60" X 10" Torpedo	300k	TOR-66X16SSEI-H-HI/LO-NG/120V	\$ 6210.40
			TOR-66X16SSEI-H-HI/LO-NG/24VAC	\$ 6210.40
78" X 16"	72" X 10" Torpedo	350k	TOR-78X16SSEI-H-HI/LO-NG/120V	\$ 6652.73
			TOR-78X16SSEI-H-HI/LO-NG/24VAC	\$ 6652.73

Lava Rock	Fire Glass
2 Bags	40 Lbs
2 Bags	40 Lbs
2 Bags	40 Lbs
2 Bags	40 Lbs
2 Bags	60 Lbs
2 Bags	60 Lbs
2 Bags	70 Lbs
2 Bags	70 Lbs
4 Bags	100 Lbs
4 Bags	100 Lbs
6 Bags	120 Lbs
6 Bags	120 Lbs
6 Bags	140 Lbs
6 Bags	140 Lbs

The commercial-grade SST Torpedo™ burner, available in Penta™, Linear and H configurations, is our newly designed nozzle which creates the biggest flame and is targeting those customers seeking an aesthetic and experience more like a bonfire.

EI MODELS INCLUDE: Insert: Fully Assembled. Flex Line: Gas Input and Instructions
SOLD SEPARATELY (EI INSERT): On/Off Models 120VAC- Remote: 578-C: See Pg. 82

***IMPORTANT: 24vac Models REQUIRE HPC/ SEBCO 24vac, 100W Power Supply pg. 82**




TO ORDER PROPANE MODELS "LP" Please Change out NG to LP

 Please Note: Ordering an LP product will add 3% to MSRP.

EI TROUGH INSERTS

FULLY ASSEMBLED, COMMERCIAL GRADE, CERTIFIED INSERTS

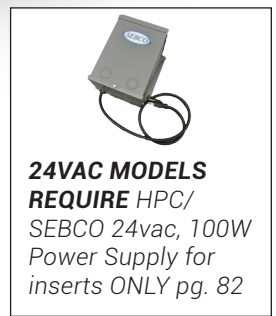


Benefits of a Trough Insert:

Sidewall helps with media retention. Pan Lip makes for easy installation.

Features of a Trough Insert:

Sidewall adds rigidity, stronger than flat pans,
Made of #304, 18 gauge Stainless Steel, Raised hub
T-burner for water prevention, Bolted gas fitting for
strength, Weep holes for drainage
**Lifetime Warranty on burners*



SPECIFICATIONS

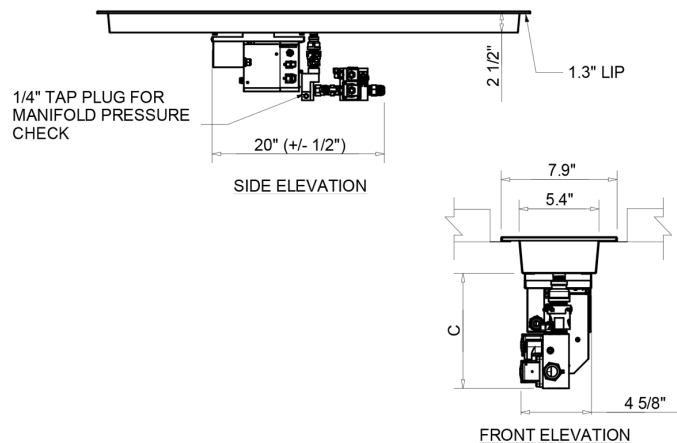
AVAILABLE IN:

- 120VAC OR 24VAC
- ON/OFF OR HI/LO

MATERIAL: 304 STAINLESS STEEL

HI/LO MODELS HAVE A 40% REDUCTION IN BTU ON LOW SETTING

PART NUMBER	BTU	DIMENSION CHART		
		PAN	BURNER	C" (+/- 1/2")
TOR-24SSEI-TRGH	75K	24.5"	23.50"	7-3/4
TOR-36SSEI-TRGH	115K	36.5"	35.50"	7-3/4
TOR-48SSEI-TRGH	150K	48.5"	47.50"	7-3/4
TOR-60SSEI-TRGH	175K	60.5"	59.50"	7-3/4
TOR-72SSEI-TRGH	200K	72.5"	71.50"	7-3/4
TOR-96SSEI-TRGH	300K	96.5"	95.5"	7-3/4



EI ACCESSORIES



EI Accessories (Pg. 82):
Timers, Power Supplies, E-Stop

**MLFPK Paver
Bracket - Pg. 75**

**Wind Guards:
Pg. 71**

**Covers:
Pg. 72**

**Media:
Pg. 69**

Electronic Ignition Models - Torpedo EI ON/OFF Series

Pan Size	Burner	BTU	Torpedo Model - Flame ON/OFF	MSRP
24"	24"	75k	TOR-24SSEI-TRGH-NG/120VAC	\$ 3620.41
	Torpedo		TOR-24SSEI-TRGH-NG/24VAC	\$ 3620.41
36"	36"	115k	TOR-36SSEI-TRGH-NG/120VAC	\$ 3988.23
	Torpedo		TOR-36SSEI-TRGH-NG/24VAC	\$ 3988.23
48"	48"	150k	TOR-48SSEI-TRGH-NG/120VAC	\$ 4585.09
	Torpedo		TOR-48SSEI-TRGH-NG/24VAC	\$ 4585.09
60"	60"	175k	TOR-60SSEI-TRGH-NG/120VAC	\$ 5531.66
	Torpedo		TOR-60SSEI-TRGH-NG/24VAC	\$ 5531.66
72"	72"	200k	TOR-72SSEI-TRGH-NG/120VAC	\$ 6197.90
	Torpedo		TOR-72SSEI-TRGH-NG/24VAC	\$ 6197.90
96"	96"	250k	TOR-96SSEI-TRGH-NG/120VAC	\$ 6529.53
	Torpedo		TOR-96SSEI-TRGH-NG/24VAC	\$ 6529.53

Lava Rock	Fire Glass
1 Bag	20 Lbs
1 Bag	20 Lbs
2 Bags	30 Lbs
2 Bags	30 Lbs
2 Bags	40 Lbs
2 Bags	40 Lbs
2 Bags	40 Lbs
2 Bags	40 Lbs
2 Bags	50 Lbs
2 Bags	50 Lbs
2 Bags	60 Lbs
2 Bags	60 Lbs



Electronic Ignition Models - Torpedo EI HI/LO Series

Pan Size	Burner	BTU	Torpedo Model - Flame HI/LO	MSRP
24"	24"	75k	TOR-24SSEI-TRGH-HI/LO-NG/120V	\$ 4247.72
	Torpedo		TOR-24SSEI-TRGH-HI/LO-NG/24VAC	\$ 4247.72
36"	36"	115k	TOR-36SSEI-TRGH-HI/LO-NG/120V	\$ 4622.46
	Torpedo		TOR-36SSEI-TRGH-HI/LO-NG/24VAC	\$ 4622.46
48"	48"	150k	TOR-48SSEI-TRGH-HI/LO-NG/120V	\$ 5230.58
	Torpedo		TOR-48SSEI-TRGH-HI/LO-NG/24VAC	\$ 5230.58
60"	60"	175k	TOR-60SSEI-TRGH-HI/LO-NG/120V	\$ 6195.03
	Torpedo		TOR-60SSEI-TRGH-HI/LO-NG/24VAC	\$ 6195.03
72"	72"	200k	TOR-72SSEI-TRGH-HI/LO-NG/120V	\$ 6873.83
	Torpedo		TOR-72SSEI-TRGH-HI/LO-NG/24VAC	\$ 6873.83
96"	96"	250k	TOR-96SSEI-TRGH-HI/LO-NG/120V	\$ 7211.72
	Torpedo		TOR-96SSEI-TRGH-HI/LO-NG/24VAC	\$ 7211.72

Lava Rock	Fire Glass
1 Bag	20 Lbs
1 Bag	20 Lbs
2 Bags	30 Lbs
2 Bags	30 Lbs
2 Bags	40 Lbs
2 Bags	40 Lbs
2 Bags	40 Lbs
2 Bags	40 Lbs
2 Bags	50 Lbs
2 Bags	50 Lbs
2 Bags	60 Lbs
2 Bags	60 Lbs

The commercial-grade SST Torpedo™ burner, available in Penta™, Linear and H configurations, is our newly designed nozzle which creates the biggest flame and is targeting those customers seeking an aesthetic and experience more like a bonfire.

EI MODELS INCLUDE: Insert: Fully Assembled. Flex Line: Gas Input and Instructions
SOLD SEPARATELY (EI INSERT): On/Off Models 120VAC- Remote: 578-C: See Pg. 82

***IMPORTANT: 24vac Models REQUIRE HPC/SEBCO 24vac, 100W Power Supply pg. 82**




TO ORDER PROPANE MODELS "LP" Please Change out NG to LP

 Please Note: Ordering an LP product will add 3% to MSRP.

EI INTERLINK INSERTS

FULLY ASSEMBLED, COMMERCIAL GRADE, CERTIFIED INSERTS



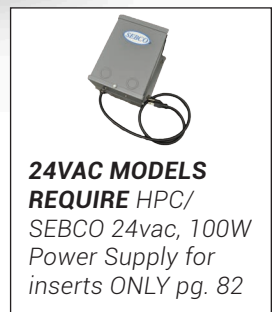
Benefits of an Interlink Insert:

Partial sidewall for media retention; installed in a recess mount application. Can be joined end to end to achieve a custom look.

Features of an Interlink Insert:

Sidewall adds rigidity, stronger than flat pans,
Made of #304, 18 gauge Stainless Steel, Raised hub
T-burner for water prevention, Bolted gas fitting for
strength, Weep holes for drainage

*Lifetime Warranty on burners



SPECIFICATIONS

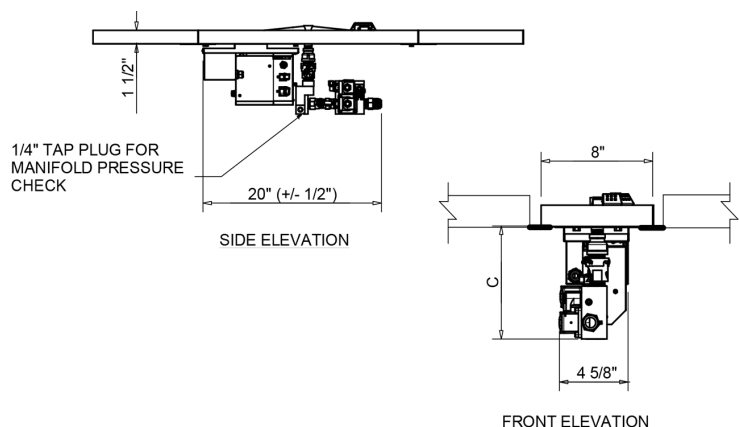
AVAILABLE IN:

- 120VAC OR 24VAC
- ON/OFF OR HI/LO

MATERIAL: 304 STAINLESS STEEL

HI/LO MODELS HAVE A 40% REDUCTION IN BTU ON LOW SETTING

PART NUMBER	BTU	DIMENSION CHART		
		PAN	BURNER	C (+/- 1/2")
TOR-25X8SSEI-L	75K	25"	24"	7-3/4"
TOR-37X8SSEI-L	115K	37"	36"	7-3/4"
TOR-49X8SSEI-L	150K	49"	48"	7-3/4"
TOR-61X8SSEI-L	175K	61"	60"	7-3/4"
TOR-73X8SSEI-L	200K	73"	72"	7-3/4"
TOR-97X8SSEI-L	300K	97"	96"	7-3/4"
OR-121X8SSEI-L	300K	121"	120"	7-3/4"



EI ACCESSORIES



EI Accessories (Pg. 82):
Timers, Power Supplies, E-Stop



MLFPK Paver
Bracket - Pg. 75



Wind Guards:
Pg. 71



Covers:
Pg. 72



Media:
Pg. 69

Electronic Ignition Models - Torpedo EI ON/OFF Series

Pan Size	Burner	BTU	Torpedo Model - Flame ON/OFF	MSRP
25" X 8"	24"	75k	TOR-25X8SSEI-L-NG/120VAC	\$ 3273.76
	Torpedo		TOR-25X8SSEI-L-NG/24VAC	\$ 3273.76
37" X 8"	36"	115k	TOR-37X8SSEI-L-NG/120VAC	\$ 3635.53
	Torpedo		TOR-37X8SSEI-L-NG/24VAC	\$ 3635.53
49" X 8"	48"	150k	TOR-49X8SSEI-L-NG/120VAC	\$ 4036.45
	Torpedo		TOR-49X8SSEI-L-NG/24VAC	\$ 4036.45
61" X 8"	60"	175k	TOR-61X8SSEI-L-NG/120VAC	\$ 4934.81
	Torpedo		TOR-61X8SSEI-L-NG/24VAC	\$ 4934.81
73 X 8"	72"	200k	TOR-73X8SSEI-L-NG/120VAC	\$ 5399.03
	Torpedo		TOR-73X8SSEI-L-NG/24VAC	\$ 5399.03
97 X 8"	96"	300k	TOR-97X8SSEI-L-NG/120VAC	\$ 5697.47
	Torpedo		TOR-97X8SSEI-L-NG/24VAC	\$ 5697.47
121 X 8"	120"	300k	TOR-121X8SSEI-L-NG/120VAC	\$ 6794.75
	Torpedo		TOR-121X8SSEI-L-NG/24VAC	\$ 6794.75

Lava Rock	Fire Glass
1 Bag	20 Lbs
1 Bag	20 Lbs
2 Bags	30 Lbs
2 Bags	30 Lbs
2 Bags	40 Lbs
2 Bags	40 Lbs
2 Bags	40 Lbs
2 Bags	40 Lbs
4 Bags	50 Lbs
4 Bags	50 Lbs
4 Bags	60 Lbs
4 Bags	60 Lbs
6 Bags	80 Lbs
6 Bags	80 Lbs



Electronic Ignition Models - Torpedo EI HI/LO Series

Pan Size	Burner	BTU	Torpedo Model - Flame HI/LO	MSRP
25" X 8"	24"	75k	TOR-25X8SSEI-L-HI/LO-NG/120VAC	\$ 3891.49
	Torpedo		TOR-25X8SSEI-L-HI/LO-NG/24VAC	\$ 3891.49
37" X 8"	36"	115k	TOR-37X8SSEI-L-HI/LO-NG/120VAC	\$ 4266.14
	Torpedo		TOR-37X8SSEI-L-HI/LO-NG/24VAC	\$ 4266.14
49" X 8"	48"	150k	TOR-49X8SSEI-L-HI/LO-NG/120VAC	\$ 4671.61
	Torpedo		TOR-49X8SSEI-L-HI/LO-NG/24VAC	\$ 4671.61
61" X 8"	60"	175k	TOR-61X8SSEI-L-HI/LO-NG/120VAC	\$ 5586.90
	Torpedo		TOR-61X8SSEI-L-HI/LO-NG/24VAC	\$ 5586.90
73 X 8"	72"	200k	TOR-73X8SSEI-L-HI/LO-NG/120VAC	\$ 6059.92
	Torpedo		TOR-73X8SSEI-L-HI/LO-NG/24VAC	\$ 6059.92
97 X 8"	96"	300k	TOR-97X8SSEI-L-HI/LO-NG/120VAC	\$ 6367.08
	Torpedo		TOR-97X8SSEI-L-HI/LO-NG/24VAC	\$ 6367.08
121 X 8"	120"	300k	TOR-121X8SSEI-L-HI/LO-NG/120V	\$ 7481.96
	Torpedo		TOR-121X8SSEI-L-HI/LO-NG/24VAC	\$ 7481.96

Lava Rock	Fire Glass
1 Bag	20 Lbs
1 Bag	20 Lbs
2 Bags	30 Lbs
2 Bags	30 Lbs
2 Bags	40 Lbs
2 Bags	40 Lbs
2 Bags	40 Lbs
2 Bags	40 Lbs
4 Bags	50 Lbs
4 Bags	50 Lbs
4 Bags	60 Lbs
4 Bags	60 Lbs
6 Bags	80 Lbs
6 Bags	80 Lbs

The commercial-grade SST Torpedo™ burner, available in Penta™, Linear and H configurations, is our newly designed nozzle which creates the biggest flame and is targeting those customers seeking an aesthetic and experience more like a bonfire.

EI MODELS INCLUDE: Insert: Fully Assembled. Flex Line: Gas Input and Instructions
SOLD SEPARATELY (EI INSERT): On/Off Models 120VAC- Remote: 578-C: See Pg. 82

***IMPORTANT: 24vac Models REQUIRE HPC/ SEBCO 24vac, 100W Power Supply pg. 82**



TO ORDER PROPANE MODELS "LP" Please Change out NG to LP



Please Note: Ordering an LP product will add 3% to MSRP.

FPPK ROUND BOWL INSERTS

FULLY ASSEMBLED, COMMERCIAL GRADE, CERTIFIED INSERTS



Benefits of Round Bowl Inserts:

Sidewall helps with media retention; Pan Lip provides for recessed burner / blowout box.

Features:

Made of #304, 18 gauge Stainless Steel
Spun design adds rigidity
Welded gas fitting for strength
Weep holes for drainage

Push Button Models - Penta Burner Series

Pan Size	Burner	BTU	Model	MSRP
13"	12" Round	90k	FPPK13-FLEX-NG	\$ 1266.94
19"	12" Penta	65k	PENTA19FPPK-FLEX-NG	\$ 1568.97
25"	18" Penta	90k	PENTA25FPPK-FLEX-NG	\$ 1758.36
31"	24" Penta	140k	PENTA31FPPK-FLEX-NG	\$ 1952.92
37"	30" Penta	140k	PENTA37FPPK-FLEX-NG	\$ 2318.90

Lava Rock	Fire Glass
1 Bag	20 Lbs
2 Bags	40 Lbs
2 Bags	60 Lbs
2 Bags	90 Lbs
4 Bags	120 Lbs



Push Button Models - Penta Burner Small Tank

Pan Size	Burner	BTU	Model	MSRP
13"	12" Round	90k	FPPK13-FLEX-LP-ST	\$ 1382.12
19"	12" Penta	65k	PENTA19FPPK-FLEX-LP-ST	\$ 1684.11
25"	18" Penta	90k	PENTA25FPPK-FLEX-LP-ST	\$ 1873.54

Lava Rock	Fire Glass
1 Bag	20 Lbs
2 Bags	40 Lbs
2 Bags	60 Lbs

Push Button Models - Torpedo Burner Series

Pan Size	Burner	BTU	Model	MSRP
19"	12" Torpedo	65k	TOR-PENTA19FPPK-FLEX-NG	\$ 1882.77
25"	18" Torpedo	90k	TOR-PENTA25FPPK-FLEX-NG	\$ 2110.03
31"	24" Torpedo	140k	TOR-PENTA31FPPK-FLEX-NG	\$ 2343.51
37"	30" Torpedo	140k	TOR-PENTA37FPPK-FLEX-NG	\$ 2782.68

Lava Rock	Fire Glass
2 Bags	40 Lbs
2 Bags	60 Lbs
2 Bags	90 Lbs
4 Bags	120 Lbs



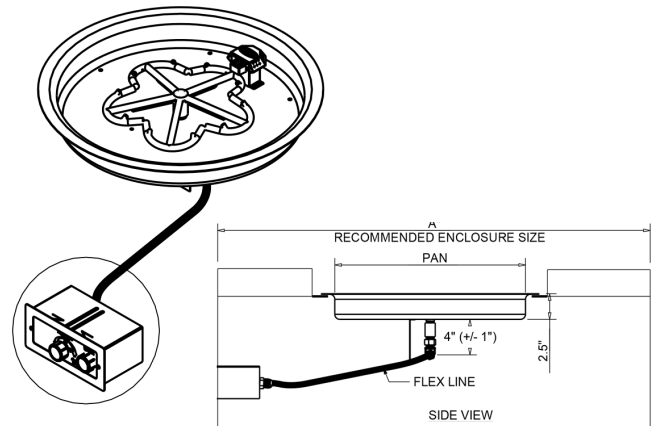
Push Button Models - Torpedo Burner Small Tank

Pan Size	Burner	BTU	Model	MSRP
19"	12" Torpedo	65k	PENTA19FPPK-FLEX-LP-ST	\$ 1684.11
25"	18" Torpedo	90k	TOR-PENTA25FPPK-FLEX-LP-ST	\$ 2248.26

Lava Rock	Fire Glass
2 Bags	40 Lbs
2 Bags	60 Lbs

SPECIFICATIONS

PART NUMBERS		DIMENSION CHART			
		PAN	STANDARD BTU		STND FLEX LINE LENGTH
PENTA BURNER			PENTA	TORPEDO	A"
TOR-	PENTA19-FPPK-FLEX	19"	65K	65K	45"
TOR-	PENTA25-FPPK-FLEX	25"	90K	125K	54"
TOR-	PENTA31-FPPK-FLEX	31"	140K	150K	54"
TOR-	PENTA37-FPPK-FLEX	37"	140K	175K	54"
PART NUMBER		DIMENSION CHART			
ROUND BURNER	FPPK13-FLEX	PAN	STANDARD BTU		STND FLEX LINE LENGTH
				A"	
		13"	90K		36"



FPPK ROUND FLAT INSERTS

FULLY ASSEMBLED, COMMERCIAL GRADE, CERTIFIED INSERTS



Benefits of Round Flat Inserts:

Economical flat design. Meant for a recess mount within an enclosure.

Features:


Made of #304, 18 gauge Stainless Steel

Raised hub burner for water prevention

Welded gas fitting for strength

Weep holes for drainage

*Lifetime Warranty on burners



Push Button Models - Penta Burner Series

Pan Size	Burner	BTU	Model	MSRP
14"	12" Round	90k	FPPK14-FLEX-NG	\$ 1248.99
18"	12" Penta	65k	PENTA18FPPK-FLEX-NG	\$ 1353.95
24"	18" Penta	90k	PENTA24FPPK-FLEX-NG	\$ 1540.80
30"	24" Penta	140k	PENTA30FPPK-FLEX-NG	\$ 1727.64
36"	30" Penta	140k	PENTA36FPPK-FLEX-NG	\$ 2180.71

Lava Rock	Fire Glass
1 Bag	30 Lbs
2 Bags	30 Lbs
2 Bags	50 Lbs
2 Bags	80 Lbs
4 Bags	110 Lbs



Push Button Models - Penta Burner Small Tank

Pan Size	Burner	BTU	Model	MSRP
14"	12" Round	90k	FPPK14-FLEX-LP-ST	\$ 1364.17
18"	12" Penta	65k	PENTA18FPPK-FLEX-LP-ST	\$ 1469.14
24"	18" Penta	90k	PENTA24FPPK-FLEX-LP-ST	\$ 1655.98

Lava Rock	Fire Glass
1 Bag	30 Lbs
2 Bags	30 Lbs
2 Bags	50 Lbs

Push Button Models - Torpedo Burner Series

Pan Size	Burner	BTU	Model	MSRP
18"	12" Torpedo	65k	TOR-PENTA18FPPK-FLEX-NG	\$ 1624.74
24"	18" Torpedo	90k	TOR-PENTA24FPPK-FLEX-NG	\$ 2218.77
30"	24" Torpedo	140k	TOR-PENTA30FPPK-FLEX-NG	\$ 2073.17
36"	30" Torpedo	140k	TOR-PENTA36FPPK-FLEX-NG	\$ 2616.86

Lava Rock	Fire Glass
2 Bags	30 Lbs
2 Bags	50 Lbs
2 Bags	80 Lbs
4 Bags	110 Lbs



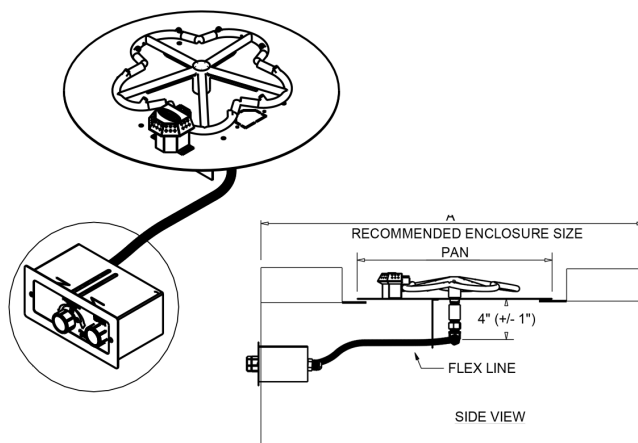
Push Button Models - Torpedo Burner Small Tank

Pan Size	Burner	BTU	Model	MSRP
18"	12" Torpedo	65k	TOR-PENTA18FPPK-FLEX-LP-ST	\$ 1762.97
24"	18" Torpedo	90k	TOR-PENTA24FPPK-FLEX-LP-ST	\$ 1987.18

Lava Rock	Fire Glass
2 Bags	30 Lbs
2 Bags	50 Lbs

SPECIFICATIONS

PART NUMBERS		DIMENSION CHART				
		PAN	STANDARD BTU		A"	STND FLEX LINE LENGTH
PENTA BURNER			PENTA	TORPEDO		
TOR-	PENTA18-FPPK-FLEX	17.75"	65K	65K	45"	36"
TOR-	PENTA24-FPPK-FLEX	23.75"	90K	125K	54"	36"
TOR-	PENTA30-FPPK-FLEX	29.75"	140K	150K	54"	36"
TOR-	PENTA36-FPPK-FLEX	35.75"	140K	175K	54"	36"
PART NUMBERS		DIMENSION CHART				
		PAN	STANDARD BTU		A"	STND FLEX LINE LENGTH
ROUND BURNER						
	FPPK14-FLEX	13.75"	90K		45"	36"



Please Note: Ordering an LP product will add 3% to MSRP.

FPPK SQUARE BOWL INSERTS

FULLY ASSEMBLED, COMMERCIAL GRADE, CERTIFIED INSERTS

Benefits of a Square Bowl Insert:

Sidewall helps with media retention. Pan Lip makes for easy installation.

Features:

Made of #304, 18 gauge Stainless Steel
Raised hub burner for water prevention
Welded gas fitting for strength
Weep holes for drainage
**Lifetime Warranty on burners*



Push Button Models - Penta Burner Series

Pan Size	Burner	BTU	Model	MSRP
18"	12" Penta	65k	FPPK18-SQBL-FLEX-NG	\$ 1487.09
24"	18" Penta	90k	FPPK24-SQBL-FLEX-NG	\$ 1645.75
30"	24" Penta	140k	FPPK30-SQBL-FLEX-NG	\$ 1932.44
36"	30" Penta	140k	FPPK36-SQBL-FLEX-NG	\$ 2339.39

Lava Rock	Fire Glass
2 Bags	40 Lbs
2 Bags	70 Lbs
2 Bags	110 Lbs
6 Bags	150 Lbs



Push Button Models - Penta Burner Small Tank


Pan Size	Burner	BTU	Model	MSRP
18"	12" Penta	65k	FPPK18-SQBL-FLEX-LP-ST	\$ 1602.22
24"	18" Penta	90k	FPPK24-SQBL-FLEX-LP-ST	\$ 1760.96

Lava Rock	Fire Glass
2 Bags	40 Lbs
2 Bags	70 Lbs

Push Button Models - Torpedo Burner Series

Pan Size	Burner	BTU	Model	MSRP
18"	12" Torpedo	90k	TOR-FPPK18-SQBL-FLEX-NG	\$ 1784.51
24"	18" Torpedo	140k	TOR-FPPK24-SQBL-FLEX-NG	\$ 1974.89
30"	24" Torpedo	185k	TOR-FPPK30-SQBL-FLEX-NG	\$ 2318.93
36"	30" Torpedo	185k	TOR-FPPK36-SQBL-FLEX-NG	\$ 2807.25

Lava Rock	Fire Glass
2 Bags	40 Lbs
2 Bags	70 Lbs
2 Bags	110 Lbs
6 Bags	150 Lbs



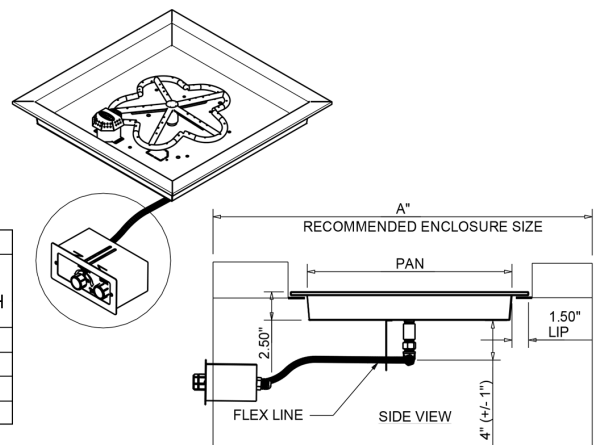
Push Button Models - Torpedo Burner Small Tank

Pan Size	Burner	BTU	Model	MSRP
18"	12" Torpedo	65k	TOR-FPPK18-SQBL-FLEX-LP-ST	\$ 1922.67
24"	18" Torpedo	90k	TOR-FPPK24-SQBL-FLEX-LP-ST	\$ 2113.15

Lava Rock	Fire Glass
2 Bags	40 Lbs
2 Bags	70 Lbs


SPECIFICATIONS

PART NUMBERS	DIMENSION CHART						STND FLEX LINE LENGTH
	PAN	PENTA BURNER 1		PENTA BURNER 2		A"	
		SIZE	BTU	SIZE	BTU		
FPPK18-SQBL-FLEX	18"X18"	12"	65K	-	-	45"	36"
FPPK24-SQBL-FLEX	24"X24"	18"	90K	12"	65K	54"	36"
FPPK30-SQBL-FLEX	30"X30"	24"	140K	18"	90K	54"	36"
FPPK36-SQBL-FLEX	36"X36"	30"	140K	24"	140K	54"	36"



FPPK SQUARE FLAT INSERTS

FULLY ASSEMBLED, COMMERCIAL GRADE, CERTIFIED INSERTS



Benefits of a Square Flat Insert:

Economical flat design. Meant for a recess mount within an enclosure.


Features:

Made of #304, 18 gauge Stainless Steel
 Raised hub burner for water prevention
 Welded gas fitting for strength
 Weep holes for drainage
 *Lifetime Warranty on burners

Push Button Models - Penta Burner Series

Pan Size	Burner	BTU	Model	MSRP
18"	12" Penta	65k	FPPK18-SQ-FLEX-NG	\$ 1415.36
24"	18" Penta	90k	FPPK24-SQ-FLEX-NG	\$ 1528.03
30"	24" Penta	140k	FPPK30-SQ-FLEX-NG	\$ 1786.53
36"	30" Penta	140k	FPPK36-SQ-FLEX-NG	\$ 2091.10

Lava Rock	Fire Glass
2 Bags	40 Lbs
2 Bags	70 Lbs
2 Bags	100 Lbs
6 Bags	150 Lbs



Push Button Models - Penta Burner Small Tank

Pan Size	Burner	BTU	Model	MSRP
18"	12" Penta	65k	FPPK18-SQ-FLEX-LP-ST	\$ 1533.16
24"	18" Penta	90k	FPPK24-SQ-FLEX-LP-ST	\$ 1645.75

Lava Rock	Fire Glass
2 Bags	40 Lbs
2 Bags	70 Lbs

Push Button Models - Torpedo Burner Series

Pan Size	Burner	BTU	Model	MSRP
18"	12" Torpedo	90k	TOR-FPPK18-SQ-FLEX-NG	\$ 1698.44
24"	18" Torpedo	140k	TOR-FPPK24-SQ-FLEX-NG	\$ 1833.64
30"	24" Torpedo	185k	TOR-FPPK30-SQ-FLEX-NG	\$ 2143.84
36"	30" Torpedo	185k	TOR-FPPK36-SQ-FLEX-NG	\$ 2509.31

Lava Rock	Fire Glass
2 Bags	40 Lbs
2 Bags	70 Lbs
2 Bags	100 Lbs
4 Bags	150 Lbs



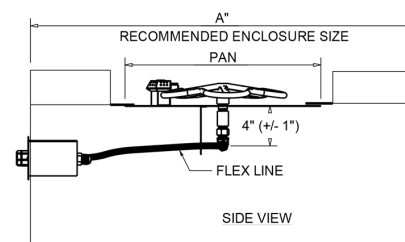
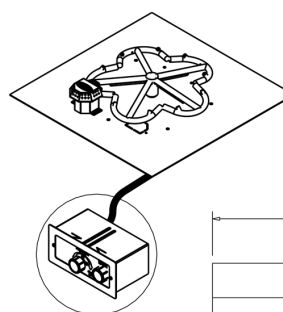
Push Button Models - Torpedo Burner Small Tank

Pan Size	Burner	BTU	Model	MSRP
18"	12" Torpedo	65k	TOR-FPPK18-SQ-FLEX-LP-ST	\$ 1839.79
24"	18" Torpedo	90k	TOR-FPPK24-SQ-FLEX-LP-ST	\$ 1974.89

Lava Rock	Fire Glass
2 Bags	40 Lbs
2 Bags	70 Lbs

SPECIFICATIONS


PART NUMBER	DIMENSION CHART				
	PAN	STANDARD BTU		A"	STND FLEX LINE LENGTH
		PENTA	TORPEDO		
TOR- FPPK18-SQ-FLEX	18"X18"	65K	65K	45"	36"
TOR- FPPK24-SQ-FLEX	24"X24"	90K	125K	54"	36"
TOR- FPPK30-SQ-FLEX	30"X30"	140K	150K	54"	36"
TOR- FPPK36-SQ-FLEX	36"X36"	140K	175K	54"	36"



Please Note: Ordering an LP product will add 3% to MSRP.

FPPK H-BURNER INSERTS

FULLY ASSEMBLED, COMMERCIAL GRADE, CERTIFIED INSERTS



Benefits of H-Burner Inserts:
Sidewall helps with media retention. Pan Lip makes for easy installation.

Features of H-Burner Inserts:
Made of #304, 18 gauge Stainless Steel, Raised hub H-burner for water prevention, Bolted gas fitting for strength, Weep holes for drainage
**Lifetime Warranty on burners*

Push Button Models - Torpedo Burner Series

Pan Size	Burner	BTU	Model	MSRP
24" X 12"	18" X 6"	115k	TOR-FPPK24X12-H-FLEX-NG	\$ 2017.90
30" X 12"	24" X 6"	150k	TOR-FPPK30X12-H-FLEX-NG	\$ 2294.37
36" X 14"	30" X 8"	150k	TOR-FPPK36X14-H-FLEX-NG	\$ 2487.78
42" X 14"	36" X 8"	200k	TOR-FPPK42X14-H-FLEX-NG	\$ 2687.44
54" X 16"	48" X 10"	200k	TOR-FPPK54X16-H-FLEX-NG	\$ 3000.76

Lava Rock	Fire Glass
2 Bags	40 Lbs
2 Bags	40 Lbs
2 Bags	60 Lbs
2 Bags	70 Lbs
4 Bags	100 Lbs



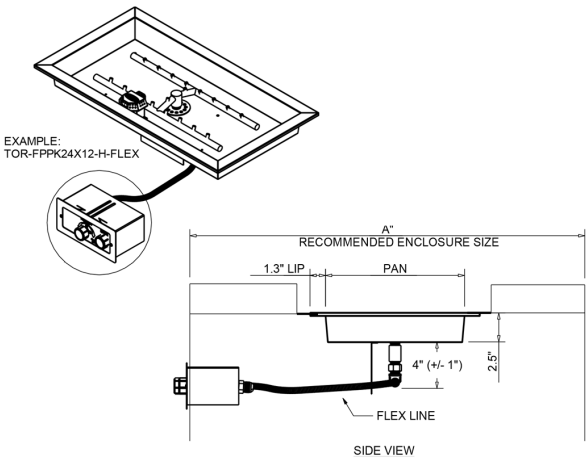
Push Button Models - Torpedo Burner Small Tank

Pan Size	Burner	BTU	Model	MSRP
24" X 12"	18" X 6"	75k	TOR-FPPK24X12-H-FLEX-LP-ST	\$ 2156.12
30" X 12"	24" X 6"	90k	TOR-FPPK30X12-H-FLEX-LP-ST	\$ 2432.52
36" X 14"	30" X 8"	90k	TOR-FPPK36X14-H-FLEX-LP-ST	\$ 2626.02

Lava Rock	Fire Glass
2 Bags	40 Lbs
2 Bags	40 Lbs
2 Bags	60 Lbs


SPECIFICATIONS

PART NUMBERS		PAN	DIMENSION CHART			
			STANDARD BTU		A"	STND FLEX LINE LENGTH
			PENTA	TORPEDO		
TOR-	FPPK24X12-H-FLEX	24"X12"	75K	115K	56LX28W	36"
TOR-	FPPK30X12-H-FLEX	30"X12"	90K	150K	56LX28W	36"
TOR-	FPPK36X14-H-FLEX	36"X14"	90K	150K	64LX32W	36"
TOR-	FPPK42X14-H-FLEX	42"X14"	140K	200K	64LX32W	36"
TOR-	FPPK54X16-H-FLEX	54"X16"	140K	200K	76LX38W	36"



FPPK TROUGH INSERTS

FULLY ASSEMBLED, COMMERCIAL GRADE, CERTIFIED INSERTS



Benefits of a Trough Insert:

Sidewall helps with media retention. Pan Lip makes for easy installation.

Features of a Trough Insert:


Sidewall adds rigidity, stronger than flat pans, Made of #304, 18 gauge Stainless Steel, Raised hub T-burner for water prevention, Bolted gas fitting for strength, Weep holes for drainage

**Lifetime Warranty on burners*

Push Button Models - Torpedo Burner Series

Pan Size	Burner	BTU	Model	MSRP
24"	24" Torpedo	75k	TOR-FPPK24-TRGH-FLEX-NG	\$ 1597.14
36"	36" Torpedo	115k	TOR-FPPK36-TRGH-FLEX-NG	\$ 1716.94
48"	48" Torpedo	150k	TOR-FPPK48-TRGH-FLEX-NG	\$ 1860.85
60"	60" Torpedo	175k	TOR-FPPK60-TRGH-FLEX-NG	\$ 2724.30
72"	72" Torpedo	200k	TOR-FPPK72-TRGH-FLEX-NG	\$ 2942.39
96"	96" Torpedo	250k	TOR-FPPK96-TRGH-FLEX-NG	\$ 3375.49

Lava Rock	Fire Glass
1 Bag	20 Lbs
2 Bags	30 Lbs
2 Bags	40 Lbs
2 Bags	40 Lbs
2 Bags	50 Lbs
2 Bags	60 Lbs

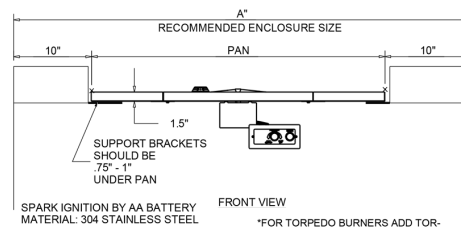


Push Button Models - Torpedo Burner Small Tank

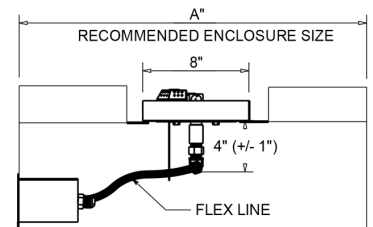
Pan Size	Burner	BTU	Model	MSRP
24"	24" Torpedo	50k	TOR-FPPK24-TRGH-FLEX-LP-ST	\$ 1735.37
36"	36" Torpedo	75k	TOR-FPPK36-TRGH-FLEX-LP-ST	\$ 1855.09
48"	48" Torpedo	90k	TOR-FPPK48-TRGH-FLEX-LP-ST	\$ 1999.47
60"	60" Torpedo	90k	TOR-FPPK60-TRGH-FLEX-LP-ST	\$ 2862.53

Lava Rock	Fire Glass
1 Bag	20 Lbs
2 Bags	30 Lbs
2 Bags	40 Lbs
2 Bags	40 Lbs

SPECIFICATIONS




PART NUMBER	DIMENSION CHART				
	PAN	STANDARD BTU	PENTA	TORPEDO	STND FLEX LINE LENGTH
TOR- FPPK25X8-L-FLEX	25"	50K	75K	45LX24W	36"
TOR- FPPK37X8-L-FLEX	37"	75K	115K	57LX24W	36"
TOR- FPPK49X8-L-FLEX	49"	90K	150K	69LX24W	36"
TOR- FPPK61X8-L-FLEX	61"	90K	175K	81LX24W	36"
TOR- FPPK73X8-L-FLEX	73"	140K	200K	93LX24W	36"
TOR- FPPK97X8-L-FLEX	97"	140K	250K	117LX24W	36"



Please Note: Ordering an LP product will add 3% to MSRP.

FPPK INTERLINK INSERTS

FULLY ASSEMBLED, COMMERCIAL GRADE, CERTIFIED INSERTS



Benefits of an Interlink Insert:
Partial sidewall for media retention; installed in a recess mount application. Can be joined end to end to acheive a custom look.

Features of an Interlink Insert:
Sidewall adds rigidity, stronger than flat pans,
Made of #304, 18 gauge Stainless Steel, Raised hub T-burner for water prevention, Bolted gas fitting for strength, Weep holes for drainage
**Lifetime Warranty on burners*

Push Button Models - Torpedo Burner Series

Pan Size	Burner	BTU	Model	MSRP
25" X 8"	24" Torpedo	75k	TOR-FPPK25X8-L-FLEX-NG	\$ 1520.33
37" X 8"	36" Torpedo	115k	TOR-FPPK37X8-L-FLEX-NG	\$ 1637.01
49" X 8"	48" Torpedo	150k	TOR-FPPK49X8-L-FLEX-NG	\$ 1784.51
61" X 8"	60" Torpedo	175k	TOR-FPPK61X8-L-FLEX-NG	\$ 2358.81
73" X 8"	72" Torpedo	200k	TOR-FPPK73X8-L-FLEX-NG	\$ 2687.44
97" X 8"	96" Torpedo	250k	TOR-FPPK97X8-L-FLEX-NG	\$ 3049.90

Lava Rock	Fire Glass
1 Bag	20 Lbs
2 Bags	30 Lbs
2 Bags	40 Lbs
2 Bags	40 Lbs
4 Bags	50 Lbs
4 Bags	60 Lbs

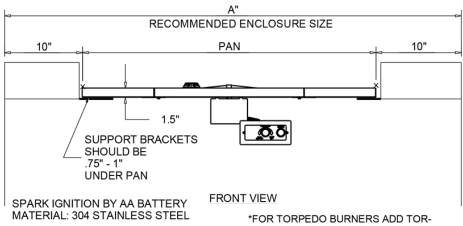


Push Button Models - Torpedo Burner Small Tank

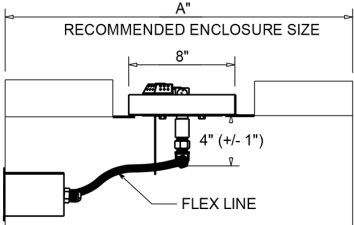
Pan Size	Burner	BTU	Model	MSRP
24"	24" Torpedo	50k	TOR-FPPK25X8-L-FLEX-LP-ST	\$ 1658.54
36"	36" Torpedo	75k	TOR-FPPK37X8-L-FLEX-LP-ST	\$ 1778.36
48"	48" Torpedo	90k	TOR-FPPK49X8-L-FLEX-LP-ST	\$ 1922.09
60"	60" Torpedo	90k	TOR-FPPK61X8-L-FLEX-LP-ST	\$ 2497.05

Lava Rock	Fire Glass
1 Bag	20 Lbs
2 Bags	30 Lbs
2 Bags	40 Lbs
2 Bags	40 Lbs

SPECIFICATIONS



PART NUMBER		DIMENSION CHART				
		PAN	STANDARD BTU		A"	STND FLEX LINE LENGTH
TOR-	FPPK25X8-L-FLEX	25"	50K	75K	45LX24W	36"
TOR-	FPPK37X8-L-FLEX	37"	75K	115K	57LX24W	36"
TOR-	FPPK49X8-L-FLEX	49"	90K	150K	69LX24W	36"
TOR-	FPPK61X8-L-FLEX	61"	90K	175K	81LX24W	36"
TOR-	FPPK73X8-L-FLEX	73"	140K	200K	93LX24W	36"
TOR-	FPPK97X8-L-FLEX	97"	140K	250K	117LX24W	36"



MLFPK ROUND BOWL INSERTS

FULLY ASSEMBLED, COMMERCIAL GRADE, CERTIFIED INSERTS



Benefits of Round Bowl Inserts:

Sidewall helps with media retention; Pan Lip provides for recessed burner / blowout box.

Features:

Made of #304, 18 gauge Stainless Steel
Spun design adds rigidity
Welded gas fitting for strength
Weep holes for drainage



Match Lit Models - Penta Burner Series

Pan Size	Burner	BTU	Model	MSRP
13"	12" Penta	65k	PENTA13 MLFPK-FLEX-NG	\$ 675.68
19"	12" Penta	65k	PENTA19 MLFPK-FLEX-NG	\$ 760.17
25"	18" Penta	65k	PENTA25 MLFPK-FLEX-NG	\$ 931.64
31"	28" Penta	65k	PENTA31 MLFPK-FLEX-NG	\$ 1005.85

Lava Rock	Fire Glass
1 Bag	20 Lbs
1 Bag	40 Lbs
2 Bags	60 Lbs
3 Bags	90 Lbs

Match Lit Models - Penta Burner Small Tank

Pan Size	Burner	BTU	Model	MSRP
13"	12" Penta	65k	PENTA13 MLFPK-FLEX-LP-ST	\$ 816.47
19"	12" Penta	65k	PENTA19 MLFPK-FLEX-LP-ST	\$ 908.59
25"	18" Penta	65k	PENTA25 MLFPK-FLEX-LP-ST	\$ 1074.97
31"	28" Penta	65k	PENTA31 MLFPK-FLEX-LP-ST	\$ 1146.62

Lava Rock	Fire Glass
1 Bag	20 Lbs
1 Bag	40 Lbs
2 Bags	60 Lbs
3 Bags	90 Lbs

Match Lit Models - Torpedo Burner Series

Pan Size	Burner	BTU	Model	MSRP
13"	12" Torpedo	65k	TOR-PENTA13 MLFPK-FLEX-NG	\$ 810.81
19"	12" Torpedo	65k	TOR-PENTA19 MLFPK-FLEX-NG	\$ 912.20
25"	18" Torpedo	65k	TOR-PENTA25 MLFPK-FLEX-NG	\$ 1117.99
31"	28" Torpedo	65k	TOR-PENTA31 MLFPK-FLEX-NG	\$ 1207.02

Lava Rock	Fire Glass
1 Bag	20 Lbs
1 Bag	40 Lbs
2 Bags	60 Lbs
3 Bags	90 Lbs



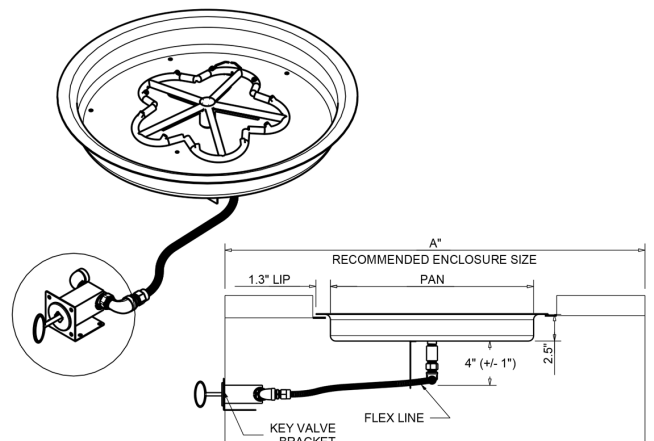
Match Lit Models - Torpedo Burner Small Tank

Pan Size	Burner	BTU	Model	MSRP
13"	12" Torpedo	65k	TOR-PENTA13 MLFPK-FLEX-LP-ST	\$ 979.76
19"	12" Torpedo	65k	TOR-PENTA19 MLFPK-FLEX-LP-ST	\$ 1090.30
25"	18" Torpedo	65k	TOR-PENTA25 MLFPK-FLEX-LP-ST	\$ 1289.96
31"	28" Torpedo	65k	TOR-PENTA31 MLFPK-FLEX-LP-ST	\$ 1375.95

Lava Rock	Fire Glass
1 Bag	20 Lbs
1 Bag	40 Lbs
2 Bags	60 Lbs
3 Bags	90 Lbs

SPECIFICATIONS


PART NUMBER	DIMENSION CHART				
	PAN	STANDARD BTU		A"	STND FLEX LINE LENGTH
TOR- PENTA13MLFPK-FLEX	13"	65K	65K	45"	36"
TOR- PENTA19MLFPK-FLEX	19"	65K	65K	45"	36"
TOR- PENTA25MLFPK-FLEX	25"	65K	65K	54"	36"
TOR- PENTA31MLFPK- FLEX	31"	65K	65K	54"	36"



Please Note: Ordering an LP product will add 3% to MSRP.

MLFPK ROUND FLAT INSERTS

FULLY ASSEMBLED, COMMERCIAL GRADE, CERTIFIED INSERTS



Benefits of Round Flat Inserts:

Economical flat design. Meant for a recess mount within an enclosure.


Features:

Made of #304, 18 gauge Stainless Steel
Raised hub burner for water prevention
Welded gas fitting for strength
Weep holes for drainage
**Lifetime Warranty on burners*

Match Lit Models - Penta Burner Series

Pan Size	Burner	BTU	Model	MSRP
8"	6" Round	40k	MLFPK8-FLEX-NG	\$ 365.99
14"	12" Penta	65k	PENTA14 MLFPK-FLEX-NG	\$ 578.43
18"	12" Penta	65k	PENTA18 MLFPK-FLEX-NG	\$ 568.19
24"	18" Penta	65k	PENTA24 MLFPK-FLEX-NG	\$ 729.45
30"	18" Penta	65k	PENTA30 MLFPK-FLEX-NG	\$ 819.04

Lava Rock	Fire Glass
1 Bag	20 Lbs
1 Bag	30 Lbs
1 Bag	30 Lbs
2 Bags	50 Lbs
3 Bags	80 Lbs



Match Lit Models - Penta Burner Small Tank

Pan Size	Burner	BTU	Model	MSRP
8"	6" Round	40k	MLFPK8-FLEX-LP-ST	\$ 506.77
14"	12" Penta	65k	PENTA14 MLFPK-FLEX-LP-ST	\$ 719.22
18"	12" Penta	65k	PENTA18 MLFPK-FLEX-LP-ST	\$ 708.98
24"	18" Penta	65k	PENTA24 MLFPK-FLEX-LP-ST	\$ 870.23
30"	18" Penta	65k	PENTA30 MLFPK-FLEX-LP-ST	\$ 962.37

Lava Rock	Fire Glass
1 Bag	20 Lbs
1 Bag	30 Lbs
1 Bag	30 Lbs
2 Bags	50 Lbs
3 Bags	80 Lbs

Match Lit Models - Torpedo Burner Series

Pan Size	Burner	BTU	Model	MSRP
14"	12" Torpedo	65k	TOR-PENTA14 MLFPK-FLEX-NG	\$ 694.12
18"	12" Torpedo	65k	TOR-PENTA18 MLFPK-FLEX-NG	\$ 681.83
24"	18" Torpedo	65k	TOR-PENTA24 MLFPK-FLEX-NG	\$ 875.33
30"	18" Torpedo	65k	TOR-PENTA30 MLFPK-FLEX-NG	\$ 982.85

Lava Rock	Fire Glass
2 Bags	30 Lbs
2 Bags	50 Lbs
2 Bags	80 Lbs
4 Bags	110 Lbs



Match Lit Models - Torpedo Burner Small Tank

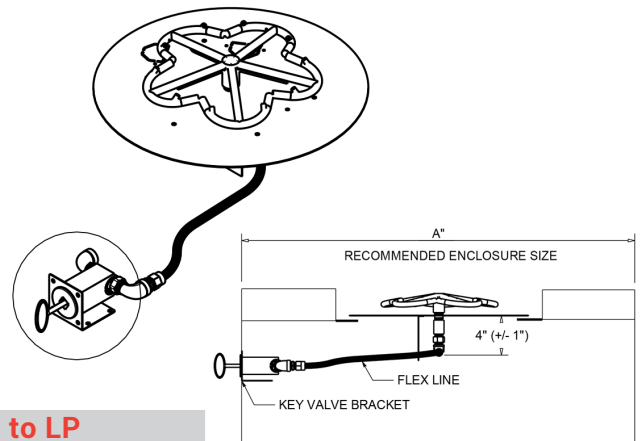
Pan Size	Burner	BTU	Model	MSRP
14"	12" Torpedo	65k	TOR-PENTA14 MLFPK-FLEX-LP-ST	\$ 863.07
18"	12" Torpedo	65k	TOR-PENTA18 MLFPK-FLEX-LP-ST	\$ 850.78
24"	18" Torpedo	65k	TOR-PENTA24 MLFPK-FLEX-LP-ST	\$ 1044.28
30"	18" Torpedo	65k	TOR-PENTA30 MLFPK-FLEX-LP-ST	\$ 1154.84

Lava Rock	Fire Glass
2 Bags	30 Lbs
2 Bags	50 Lbs
2 Bags	80 Lbs
4 Bags	110 Lbs

SPECIFICATIONS

PART NUMBER		DIMENSION CHART				
		PAN	STANDARD BTU		A"	STND FLEX LINE LENGTH
PENTA BURNER			PENTA	TORPEDO		
TOR-	PENTA14MLFPK-FLEX	13.75"	65K	65K	45"	36"
TOR-	PENTA18MLFPK-FLEX	17.75"	65K	65K	45"	36"
TOR-	PENTA24MLFPK-FLEX	23.75"	65K	65K	54"	36"
TOR-	PENTA30MLFPK-FLEX	29.75"	65K	65K	54"	36"

PART NUMBER		DIMENSION CHART				
		PAN	STANDARD BTU		A"	STND FLEX LINE LENGTH
ROUND BURNER						
	MLFPK8-FLEX	7.75"	40K		-	36"



TO ORDER PROPANE MODELS "LP" Please Change out NG to LP

MLFPK SQUARE BOWL INSERTS

FULLY ASSEMBLED, COMMERCIAL GRADE, CERTIFIED INSERTS



Benefits of a Square Bowl Insert:

Sidewall helps with media retention. Pan Lip makes for easy installation.

Features:

Made of #304, 18 gauge Stainless Steel
Raised hub burner for water prevention
Welded gas fitting for strength
Weep holes for drainage
**Lifetime Warranty on burners*



Match Lit Models - Penta Burner Series

Pan Size	Burner	BTU	Model	MSRP
18"	12" Penta	65k	MLFPK18SQBL-FLEX-NG	\$ 614.25
24"	18" Penta	65k	MLFPK24SQBL-FLEX-NG	\$ 819.04
30"	18" Penta	65k	MLFPK30SQBL-FLEX-NG	\$ 921.42

Lava Rock	Fire Glass
1 Bags	40 Lbs
2 Bags	70 Lbs
3 Bags	110 Lbs

Match Lit Models - Penta Burner Small Tank

Pan Size	Burner	BTU	Model	MSRP
18"	12" Penta	65k	MLFPK18SQBL-FLEX-LP-ST	\$ 760.17
24"	18" Penta	65k	MLFPK24SQBL-FLEX-LP-ST	\$ 962.37
30"	18" Penta	65k	MLFPK30SQBL-FLEX-LP-ST	\$ 1069.85

Lava Rock	Fire Glass
1 Bags	40 Lbs
2 Bags	70 Lbs
3 Bags	110 Lbs

Match Lit Models - Torpedo Burner Series

Pan Size	Burner	BTU	Model	MSRP
18"	12" Torpedo	65k	TOR-MLFPK18SQBL-FLEX-NG	\$ 737.11
24"	18" Torpedo	65k	TOR-MLFPK24SQBL-FLEX-NG	\$ 982.85
30"	18" Torpedo	65k	TOR-MLFPK30SQBL-FLEX-NG	\$ 1105.70

Lava Rock	Fire Glass
1 Bags	40 Lbs
2 Bags	70 Lbs
3 Bags	110 Lbs



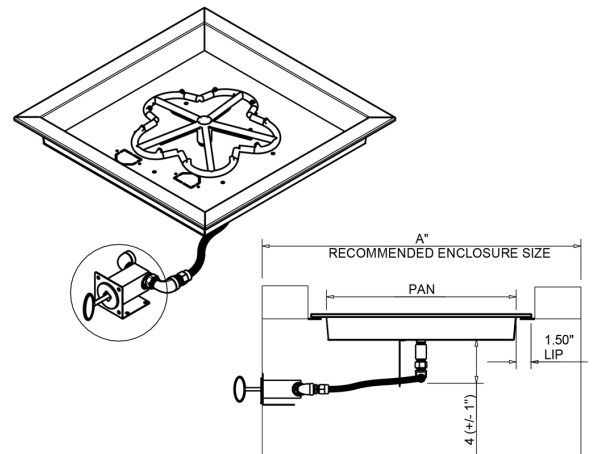
Match Lit Models - Torpedo Burner Small Tank

Pan Size	Burner	BTU	Model	MSRP
18"	12" Torpedo	65k	TOR-MLFPK18SQBL-FLEX-LP-ST	\$ 912.20
24"	18" Torpedo	65k	TOR-MLFPK24SQBL-FLEX-LP-ST	\$ 1154.84
30"	18" Torpedo	65k	TOR-MLFPK30SQBL-FLEX-LP-ST	\$ 1283.81

Lava Rock	Fire Glass
1 Bags	40 Lbs
2 Bags	70 Lbs
3 Bags	110 Lbs

SPECIFICATIONS

PART NUMBER		DIMENSION CHART				
		PAN	STANDARD BTU		A"	STND FLEX LINE LENGTH
TOR-	MLFPK19-SQBL-FLEX	18"X18"	65K	65K	45"	36"
TOR-	MLFPK25-SQBL-FLEX	24"X24"	65K	65K	54"	36"
TOR-	MLFPK31-SQBL-FLEX	30"X30"	65K	65K	54"	36"



Please Note: Ordering an LP product will add 3% to MSRP.

MLFPK SQUARE FLAT INSERTS

FULLY ASSEMBLED, COMMERCIAL GRADE, CERTIFIED INSERTS

Benefits of a Square Flat Insert:

Economical flat design. Meant for a recess mount within an enclosure.

Features:


Made of #304, 18 gauge Stainless Steel

Raised hub burner for water prevention

Welded gas fitting for strength

Weep holes for drainage

*Lifetime Warranty on burners



Match Lit Models - Penta Burner Series

Pan Size	Burner	BTU	Model	MSRP
18"	12" Penta	65k	MLFPK18SQ-FLEX-NG	\$ 545.13
24"	18" Penta	65k	MLFPK24SQ-FLEX-NG	\$ 714.11
30"	18" Penta	65k	MLFPK30SQ-FLEX-NG	\$ 811.35

Lava Rock	Fire Glass
1 Bags	40 Lbs
2 Bags	70 Lbs
3 Bags	110 Lbs



Match Lit Models - Penta Burner Small Tank

Pan Size	Burner	BTU	Model	MSRP
18"	12" Penta	65k	MLFPK18SQ-FLEX-LP-ST	\$ 688.51
24"	18" Penta	65k	MLFPK24SQ-FLEX-LP-ST	\$ 857.40
30"	18" Penta	65k	MLFPK30SQ-FLEX-LP-ST	\$ 954.66

Lava Rock	Fire Glass
1 Bags	40 Lbs
2 Bags	70 Lbs
3 Bags	110 Lbs

Match Lit Models - Torpedo Burner Series

Pan Size	Burner	BTU	Model	MSRP
18"	12" Torpedo	65k	TOR-MLFPK18SQ-FLEX-NG	\$ 654.15
24"	18" Torpedo	65k	TOR-MLFPK24SQ-FLEX-NG	\$ 856.92
30"	18" Torpedo	65k	TOR-MLFPK30SQ-FLEX-NG	\$ 973.60

Lava Rock	Fire Glass
1 Bags	40 Lbs
2 Bags	70 Lbs
3 Bags	110 Lbs



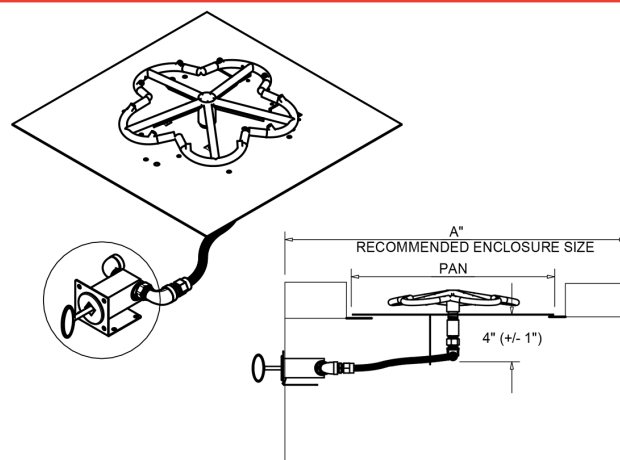
Match Lit Models - Torpedo Burner Small Tank

Pan Size	Burner	BTU	Model	MSRP
18"	12" Torpedo	65k	TOR-MLFPK18SQ-FLEX-LP-ST	\$ 1028.88
24"	18" Torpedo	65k	TOR-MLFPK24SQ-FLEX-LP-ST	\$ 1028.88
30"	18" Torpedo	65k	TOR-MLFPK30SQ-FLEX-LP-ST	\$ 1145.59

Lava Rock	Fire Glass
1 Bags	40 Lbs
2 Bags	70 Lbs
3 Bags	110 Lbs

SPECIFICATIONS

PART NUMBER	DIMENSION CHART				
	PAN	STANDARD BTU	A"	STND FLEX LINE LENGTH	
TOR- MLFPK18-SQ-FLEX	18"X18"	12"	65K	45"	36"
TOR- MLFPK24-SQ-FLEX	24"X24"	18"	65K	54"	36"
TOR- MLFPK30-SQ-FLEX	30"X30"	18"	65K	54"	36"



MLFPK H-BURNER INSERTS

FULLY ASSEMBLED, COMMERCIAL GRADE, CERTIFIED INSERTS



Benefits of H-Burner Inserts:

Sidewall helps with media retention. Pan Lip makes for easy installation.

Features of H-Burner Inserts:

Made of #304, 18 gauge Stainless Steel, Raised hub H-burner for water prevention, Bolted gas fitting for strength, Weep holes for drainage

*Lifetime Warranty on burners



Match Lit Models - Torpedo Burner Series

Pan Size	Burner	BTU	Model	MSRP
24" X 12"	18" X 6"	65k	TOR-MLFPK24X12-H-FLEX-NG	\$ 881.49
30" X 12"	24" X 6"	65k	TOR-MLFPK30X12-H-FLEX-NG	\$ 989.02
36" X 14"	30" X 8"	65k	TOR-MLFPK36X14-H-FLEX-NG	\$ 1265.40

Lava Rock	Fire Glass
2 Bags	40 Lbs
2 Bags	40 Lbs
2 Bags	60 Lbs



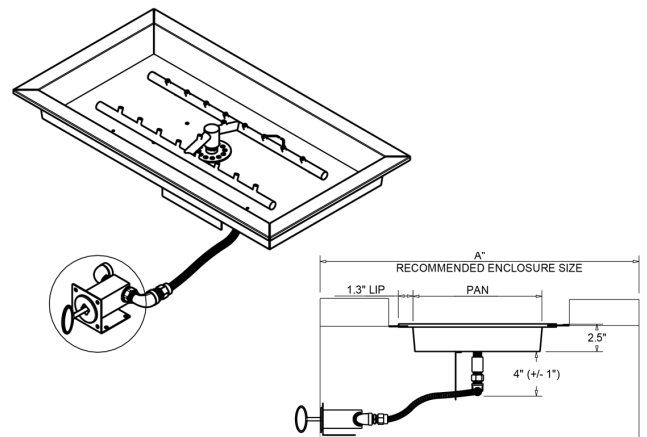
Match Lit Models - Torpedo Burner Small Tank

Pan Size	Burner	BTU	Model	MSRP
24" X 12"	18" X 6"	65k	TOR-MLFPK24X12-H-FLEX-LP-ST	\$ 1050.42
30" X 12"	24" X 6"	65k	TOR-MLFPK30X12-H-FLEX-LP-ST	\$ 1160.91
36" X 14"	30" X 8"	65k	TOR-MLFPK36X14-H-FLEX-LP-ST	\$ 1437.37

Lava Rock	Fire Glass
2 Bags	40 Lbs
2 Bags	40 Lbs
2 Bags	60 Lbs

SPECIFICATIONS

PART NUMBER		DIMENSION CHART				
		PAN	STANDARD BTU		A"	STND FLEX LINE LENGTH
			PENTA	TORPEDO		
TOR-MLFPK24X12-FLEX		24"X12"	65K	65K	56"X28"	36"
TOR-MLFPK30X12-FLEX		30"X12"	65K	65K	56"X28"	36"
TOR-MLFPK36X14-FLEX		36"X14"	65K	65K	64"X32"	36"



Please Note: Ordering an LP product will add 3% to MSRP.

MLFPK TROUGH INSERTS

FULLY ASSEMBLED, COMMERCIAL GRADE, CERTIFIED INSERTS



Benefits of a Trough Insert:
Sidewall helps with media retention. Pan Lip makes for easy installation.

Features of a Trough Insert:
*Sidewall adds rigidity, stronger than flat pans,
 Made of #304, 18 gauge Stainless Steel, Raised hub
 T-burner for water prevention, Bolted gas fitting for
 strength, Weep holes for drainage*
**Lifetime Warranty on burners*




Match Lit Models - Torpedo Burner Series

Pan Size	Burner	BTU	Model	MSRP	Lava Rock	Fire Glass
24"	24" Torpedo	65k	TOR-MLFPK24 TRGH-FLEX-NG	\$ 562.02	1 Bag	20 Lbs
36"	36" Torpedo	65k	TOR-MLFPK36 TRGH-FLEX-NG	\$ 657.27	2 Bags	30 Lbs
48"	48" Torpedo	65k	TOR-MLFPK48 TRGH-FLEX-NG	\$ 810.81	2 Bags	40 Lbs

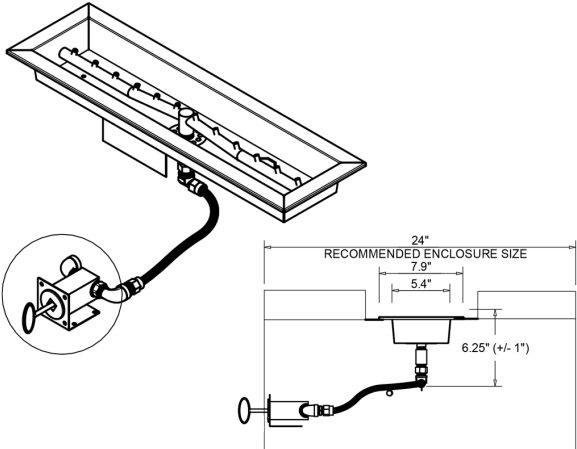
Match Lit Models - Torpedo Burner Small Tank

Pan Size	Burner	BTU	Model	MSRP	Lava Rock	Fire Glass
24"	24" Torpedo	50k	TOR-MLFPK24 TRGH-FLEX-LP-ST	\$ 730.98	1 Bag	20 Lbs
36"	36" Torpedo	65k	TOR-MLFPK36 TRGH-FLEX-LP-ST	\$ 829.24	2 Bags	30 Lbs
48"	48" T-Burner	65k	TOR-MLFPK48 TRGH-FLEX-LP-ST	\$ 979.76	2 Bags	40 Lbs



SPECIFICATIONS

PART NUMBER		DIMENSION CHART			
		PAN	STANDARD BTU		STND FLEX LINE LENGTH
			PENTA	TORPEDO	
TOR-MLFPK24-TRGH-FLEX		24.5"	50K	65K	36"
TOR-MLFPK36-TRGH-FLEX		36.5"	65K	65K	36"
TOR-MLFPK48-TRGH-FLEX		48.5"	65K	65K	36"



MLFPK INTERLINK INSERTS

FULLY ASSEMBLED, COMMERCIAL GRADE, CERTIFIED INSERTS



Benefits of an Interlink Insert:

Partial sidewall for media retention; installed in a recess mount application. Can be joined end to end to achieve a custom look.

Features of an Interlink Insert:

Sidewall adds rigidity, stronger than flat pans, Made of #304, 18 gauge Stainless Steel, Raised hub T-burner for water prevention, Bolted gas fitting for strength, Weep holes for drainage

**Lifetime Warranty on burners*

Match Lit Models - Torpedo Burner Series

Pan Size	Burner	BTU	Model	MSRP
25" X 8"	24" Torpedo	65k	TOR-MLFPK25X8-L-FLEX-NG	\$ 571.27
37" X 8"	36" Torpedo	65k	TOR-MLFPK37X8-L-FLEX-NG	\$ 663.41
49" X 8"	48" Torpedo	65k	TOR-MLFPK49X8-L-FLEX-NG	\$ 816.95

Lava Rock	Fire Glass
1 Bag	20 Lbs
2 Bags	30 Lbs
2 Bags	40 Lbs

Match Lit Models - Torpedo Burner Small Tank

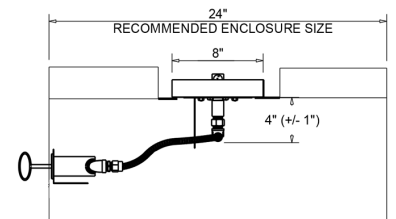
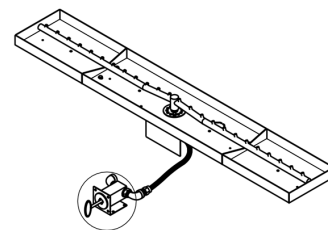
Pan Size	Burner	BTU	Model	MSRP
25" X 8"	24" Torpedo	50k	TOR-MLFPK25X8-L-FLEX-LP-ST	\$ 746.36
37" X 8"	36" Torpedo	65k	TOR-MLFPK37X8-L-FLEX-LP-ST	\$ 838.49
49" X 8"	48" Torpedo	65k	TOR-MLFPK49X8-L-FLEX-LP-ST	\$ 985.90

Lava Rock	Fire Glass
1 Bag	20 Lbs
2 Bags	30 Lbs
2 Bags	40 Lbs



SPECIFICATIONS

PART NUMBER		DIMENSION CHART			
		PAN	STANDARD BTU		STND FLEX LINE LENGTH
TOR-MLFPK25X8-L-FLEX		25"	50K	65K	36"
TOR-MLFPK37X8-L-FLEX		37"	65K	65K	36"
TOR-MLFPK49X8-L-FLEX		49"	65K	65K	36"



Please Note: Ordering an LP product will add 3% to MSRP.

OUTDOOR FIREPLACE INSERTS

FULLY ASSEMBLED, COMMERCIAL GRADE, CERTIFIED INSERTS

FIREPLACE SERIES ALL-IN-ONE BURNERS



HPC is broadening its horizon by adding outdoor fireplace burners. Ideally suited for retrofit or new construction applications. These Outdoor Fireplace Burners come in two distinctive styles: A Dual Step

Burner available in two sizes, 21" and 27", and a Linear Burner that comes in six sizes (up to 81" long)!

SELLING POINTS

Adjustable Feet




High Setting



Low Setting

EI Pilot



Two Designs: Dual Step & Linear

Linear Burners fit fireplaces that measure 36" up to 96"
Bluetooth Electronic Ignition and Flame Sensing Models
CSA Approved for Safety Assurance
Low Profile with Multiple Media Choices
NEMA-rated Valve for Weather Resistance
Limited Lifetime Warranty on Burners and Pans



Benefits of a Dual Step Insert:

Bluetooth Electronic Ignition and Flame Sensing Models, CSA Certified for Safety Assurance, Low Profile with Multiple Media Choices, NEMA-rated Valve for Weather Resistance

*Lifetime Warranty on burners and pan

Electronic Ignition Dual Step - EI ON/OFF Series

Pan Size	Burner	BTU	Model	MSRP
22"	21"	90k	DBOF22EI-NG/120VAC	\$ 2065.53
			DBOF22EI-NG/24VAC	\$ 2065.53
28"	27"	110k	DBOF28EI-NG/120VAC	\$ 2119.29
			DBOF28EI-NG/24VAC	\$ 2119.29

Features:

Lifetime Warranty on Burners and Pans

2 sizes available to fit the most popular outdoor fireplaces 36" & 42" in width

H-Burner design with rear leg elevated

Burner pan is rear height adjustable for flame presence flexibility

Weep holes integrated in burner for water shedding

Stainless Steel, Powder Coated Black

Electronic Ignition Linear - EI HI/LO Series

Pan Size	Burner	BTU	Model	MSRP
22"	21"	50k	LBOF22EI-HI/LO-NG/120VAC	\$ 2574.87
			LBOF22EI-HI/LO-NG/24VAC	\$ 2574.87
28"	27"	75k	LBOF28EI-HI/LO-NG/120VAC	\$ 2643.93
			LBOF28EI-HI/LO-NG/24VAC	\$ 2643.93
46"	45"	100k	LBOF46EI-HI/LO-NG/120VAC	\$ 2710.48
			LBOF46EI-HI/LO-NG/24VAC	\$ 2710.48
58"	57"	110k	LBOF58EI-HI/LO-NG/120VAC	\$ 2835.91
			LBOF58EI-HI/LO-NG/24VAC	\$ 2835.91
70"	69"	120k	LBOF70EI-HI/LO-NG/120VAC	\$ 2943.40
			LBOF70EI-HI/LO-NG/24VAC	\$ 2943.40
82"	81"	130k	LBOF82EI-HI/LO-NG/120VAC	\$ 3048.36
			LBOF82EI-HI/LO-NG/24VAC	\$ 3048.36

Benefits of a Linear Insert:

Bluetooth Electronic Ignition and Flame Sensing Models, CSA Certified for Safety Assurance, Linear Burners fit fireplaces that measure 36" up to 96", Low Profile with Multiple Media Choices, NEMA-rated Valve for Weather Resistance

*Lifetime Warranty on burners and pan

Features:

Lifetime Warranty on Burners and Pans

6 sizes available for outdoor fireplaces ranging from 36" to 96" in width

Low Profile burner design

Weep holes integrated in burner for water shedding

Stainless Steel, Powder Coated Black

TO ORDER PROPANE MODELS "LP" Please Change out NG to LP



Dual Step - H-Burner - Push Button/Flame Sensing

Pan Size	Burner	BTU	Model	MSRP
27"	21"	90k	DBOF27PBFS-NG	\$ 765.11
33"	27"	110k	DBOF33PBFS-NG	\$ 857.40



Linear - Push Button/Flame Sensing

Pan Size	Burner	BTU	Model	MSRP
27"	21"	50k	LBOF27PBFS-NG	\$ 765.28
33"	27"	75k	LBOF33PBFS-NG	\$ 795.98
51"	45"	100k	LBOF51PBFS-NG	\$ 870.23
63"	57"	110k	LBOF63PBFS-NG	\$ 977.73
75"	69"	120k	LBOF75PBFS-NG	\$ 1059.62
87"	81"	130k	LBOF87PBFS-NG	\$ 1156.86



COMPLETE UNITS

44 Aluminum Bowls
45 Sport Pit
46 TK Torch
47 Copper Mesa

48 Copper Sedona
49 Copper Tempe
50 Copper Sierra
51 Copper Phoenix

52 Evo 360
53 H2Onfire



Electronic Ignition Features

HPC's top of the line system comes fully assembled and is ready for install. The EI Series is available in HI/LO as well as ON/OFF Models.

- Fully Assembled- ready to install. Control components are protected within valve box.
- Ignite via wall switch or remote control; Auto re-light if flame is lost.
- Ignition is complete using a robust and reliable Hot Surface igniter.
- On/Off models: Use with optional wall switch, Remote Control or your whole house system.
- HI/LO Flame Control Models: Adjust high setting to low setting- ~45% turndown (Remote Control included). Not for use with your whole house system.
- 120vac: Standard outdoor grounded power cord- simply plug into GFCI outlet.
- 24vac Option: Typically used with lower voltage requirements.
- Natural Gas or Liquid Propane.
- Internal temperature monitoring with overheat auto shutoff.
- CSA Certified in US & Canada to ANSI Z21.97-2017 / CSA 2.41-2014 requirements. (This new EI system already meets upcoming 2020 ANSI requirements).
- **Optional Controls: On/Off Remote, Timers, Power Supplies and an Emergency Shutoff. (Pg. 82)**

Push Button Features

This is our mid-range fire pit insert utilizing safety pilot flame control. Simply push the ignition button and the valve control knob to start. Flame adjustment is done with the knob. The FPPK gives our customers flame sensing technology and is battery operated, negating the need for a power source.




- Fully Assembled and ready to install. Control components are protected within the valve box.
- Flex Line configuration provides versatile and simple installation.
- Start ignition with push button and valve control knob.
- Flame sensing- system will turn off gas if flame is lost.
- Flame height is adjustable using valve control knob.
- Battery Operated System- is the perfect solution for installs with no power.
- Natural Gas or Liquid Propane.
- CSA Certified in US & Canada to ANSI Z21.97-2017 / CSA 2.41-2014 requirements.

Match Lit Features

This is our simplest certified fire pit insert- easy to operate and requires the least amount of maintenance.




- Fully Assembled and ready to install.
- Flex Line configuration provides versatile and simple installation.
- Valve mounting bracket included- for safe mounting.
- Flame height is adjustable using key valve.
- Available in Natural Gas or Liquid Propane.
- CSA Certified in US & Canada to ANSI Z21.97-2017 / CSA 2.41-2014 requirements.
- **Optional Install & Controls: Paver Block Bracket, Key Extension Kit, Long Keys and Spark Ignition Kit. (Pg. 75)**




FIRE PIT MATRIX CHART

ELECTRONIC IGNITION FIRE PITS (EI)						
SIZES	Round		Square		Rectangle H	Linear
	Bowl	Flat	Bowl	Flat	Bowl	Trough
	13"	14"	18"	18"	24" x 12"	24"
	19"	18"	24"	24"	30" x 12"	36"
	25"	24"	30"	30"	36" x 14"	48"
	31"	30"	36"	36"	42" x 14"	60"
	37"	36"	42"	42"	54" x 16"	72"
	43"	42"			66" x 16"	96"
		54"			78" x 16"	121" x 8"
					90" x 16"	
<div>  All Models Available in Natural Gas or Propane </div> <div>  All Models Available in 120VAC or 24VAC </div> <div>  All Models Available with remote </div>						

Remote or App
HI/LO & ON/OFF

ON/OFF ONLY
(Remote optional)

PUSH BUTTON/FLAME SENSE FIRE PITS (FPPK)						
SIZES	Round		Square		Rectangle H	Linear
	Bowl	Flat	Bowl	Flat	Bowl	Trough
	13"	14"	18"	18"	24" x 12"	24"
	19"	18"	24"	24"	30" x 12"	36"
	25"	24"	30"	30"	36" x 14"	48"
	31"	30"	36"	36"	42" x 14"	60"
	37"	36"			54" x 16"	72"
						96"
						97" x 8"
<div>  All Models Available in Natural Gas or Propane </div> <div>  Battery </div> <div>  Manual Flame Control </div>						

MATCH LIT FIRE PITS (MLFPK)						
SIZES	Round		Square		Rectangle H	Linear
	Bowl	Flat	Bowl	Flat	Bowl	Trough
	13"	8"	18"	18"	24" x 12"	24"
	19"	14"	24"	24"	30" x 12"	36"
	25"	18"	30"	30"	36" x 14"	48"
	31"	24"				
		30"				
<div>  All Models Available in Natural Gas or Propane </div> <div>  Optional Manual Spark Ignition Kit </div> <div>  Manual Flame Control </div>						



EI Accessories (Pg. 82):
Timers, Power Supplies, E-Stop



MLFPK Paver
Bracket - Pg. 75



Wind Guards:
Pg. 71



Covers:
Pg. 72



Media:
Pg. 69

 Please Note: Ordering an LP product will add 3% to MSRP.

ALUMINUM BOWL SERIES

Design

- Spun 502 aluminum
- Unique ventilation designed to cool internal components and to cool outside shell of bowl
- Lightweight design for easier handling when installing
- Choice of 2 powder coat colors; Walnut and Concrete

Ignition Systems

- Electronic Ignition
- Match lit

Size: 35", 14.5" tall



Electronic Ignition ON/OFF Penta Burner Series

Finish	Size	BTU	Model	MSRP
Concrete	35"	125k	STONE30EI-NG/120VAC	\$ 4048.86
	35"	125k	STONE30EI-NG/24VAC	\$ 4048.86
Walnut	35"	125k	WALNUT30EI-NG/120VAC	\$ 4048.86
	35"	125k	WALNUT30EI-NG/24VAC	\$ 4048.86

Lava Rock	Fire Glass
2 Bags	90 Lbs
2 Bags	90 Lbs
2 Bags	90 Lbs
2 Bags	90 Lbs

Electronic Ignition HI/LO Penta Burner Series

Finish	Size	BTU	Model	MSRP
Concrete	35"	125k	STONE30EI-HI/LO-NG/120VAC	\$ 4303.21
	35"	125k	STONE30EI-HI/LO-NG/24VAC	\$ 4303.21
Walnut	35"	125k	WALNUT30EI-HI/LO-NG/120VAC	\$ 4303.21
	35"	125k	WALNUT30EI-HI/LO-NG/24VAC	\$ 4303.21

Lava Rock	Fire Glass
2 Bags	90 Lbs
2 Bags	90 Lbs
2 Bags	90 Lbs
2 Bags	90 Lbs

Electronic Ignition ON/OFF Torpedo Burner Series

Finish	Size	BTU	Model	MSRP
Concrete	35"	125k	TOR-STONE30EI-NG/120VAC	\$ 4454.99
	35"	125k	TOR-STONE30EI-NG/24VAC	\$ 4454.99
Walnut	35"	125k	TOR-WALNUT30EI-NG/120VAC	\$ 4454.99
	35"	125k	TOR-WALNUT30EI-NG/24VAC	\$ 4454.99

Lava Rock	Fire Glass
2 Bags	90 Lbs
2 Bags	90 Lbs
2 Bags	90 Lbs
2 Bags	90 Lbs

Electronic Ignition HI/LO Torpedo Burner Series

Finish	Size	BTU	Model	MSRP
Concrete	35"	125k	TOR-STONE30EI-HI/LO-NG/120VAC	\$ 4733.42
	35"	125k	TOR-STONE30EI-HI/LO-NG/24VAC	\$ 4733.42
Walnut	35"	125k	TOR-WALNUT30EI-HI/LO-NG/120VAC	\$ 4733.42
	35"	125k	TOR-WALNUT30EI-HI/LO-NG/24VAC	\$ 4733.42

Lava Rock	Fire Glass
2 Bags	90 Lbs
2 Bags	90 Lbs
2 Bags	90 Lbs
2 Bags	90 Lbs

Match Lit Penta Burner Series

Finish	Size	BTU	Model	MSRP
Concrete	35"	65k	STONE30MLFPK-NG	\$ 2055.38
Walnut	35"	65k	WALNUT30MLFPK-NG	\$ 2055.38

Lava Rock	Fire Glass
2 Bags	90 Lbs
2 Bags	90 Lbs

Match Lit Torpedo Burner Series

Finish	Size	BTU	Model	MSRP
Concrete	35"	65k	TOR-STONE30MLFPK-NG	\$ 2466.45
Walnut	35"	65k	TOR-WALNUT30MLFPK-NG	\$ 2466.45

Lava Rock	Fire Glass
2 Bags	90 Lbs
2 Bags	90 Lbs

SPORT PIT



13" tall

This Portable Fire Pit has the ability for the lid to spin on for easy transportation.

- Burntime with a 20lb tank is 13 hours
- Tip-over switch ensures safety
- Thermocouple for flame recognition
- Built-in Regulator with 13-foot hose

Size: 20", 13" tall
Burner: 10" Round

MATCH LIT UNITS

Type	Gas type	BTU	Models (EI)	MSRP
Large	Liquid Propane	37k	SPORTPIT20-BLK	\$ 787.50

Model	MSRP
ST-COVER	\$ 44.61



Propane Tank Covers Can be found on page 73



TK TORCH

BACKYARD FIRE EFFECTS THAT WILL WOW ANYONE

HPC TK torch brings resort style living to your own back yard without handling fuel or gels. These torches are state of the art, very robust, reliable, and built to last.



Black
Aluminum

Hammered
Copper



Specifications - Match Lit (MLFPK)

Color	Style	BTU	Models	MSRP
Black	Complete with 96" Post	25k	TK40MAN-B-NG	\$ 977.80
	Tiki Top Only	25k	TKHEAD40MAN-B-NG	\$ 671.03
Copper	Complete with 96" Post	25k	TK40MAN-C-NG	\$ 977.80
	Tiki Top Only	25k	TKHEAD40MAN-C-NG	\$ 671.03

ACCESSORIES



FPC-TK TORCH
Pg. 73



580
Pg. 77



940-POSTMOUNT

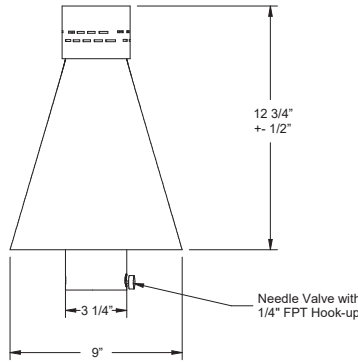


940-POST

Features:

- Burner assembly made of rugged #304 stainless steel for durability.
- Outdoor powder coated post.
- Built for Natural Gas or LP.
- 3-year warranty on hardware; 1-year warranty on gas controls.
- Kano tops available in 2 styles: Hammered Copper or Black Finish
- Available Head Only assembly for column mounting.

Size: 84" Tall (with 12" underground)
Burner: TK



TO ORDER PROPANE MODELS "LP" Please Change out NG to LP

COPPER SERIES

The HPC Copper Bowl Series is available in the Fire Bowl or the Pool Side Fire & Water Bowl models. Both versions are fitted with a CSA Certified match lit (MLFPK) or remote electronic ignition (EI) fire pit insert, and has the option to connect with Liquid Propane or Natural Gas. Choose your style, as the Copper Series is available in a hammered or smooth finish. The Pool Side Fire &

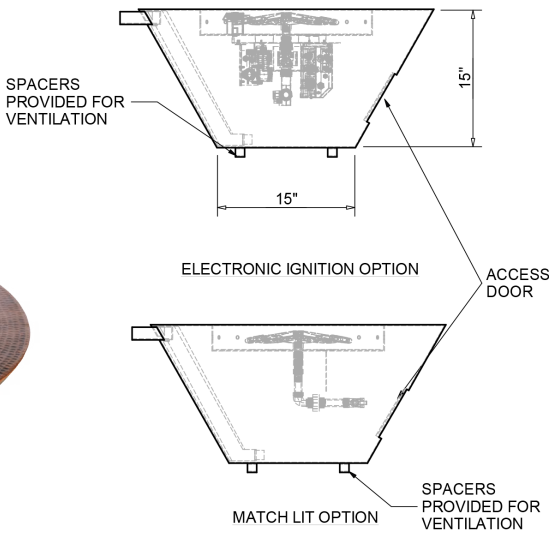
Water Bowls utilize 1" FIP fitting for pool pump connection.
SHIPPING: Both bowl and fire pit insert ship from our Ohio warehouse - crated on pallet.
Fire-and-water models now available in 12V for pool side applications.

MESA MODELS - REAL HAMMERED COPPER

This round hammered bowl has an oil-rubbed finish. Includes Access Door.

Size: 32" diameter, 15" tall, 15" base
Burner: 12" Penta **Pan:** 18" Flat

12vac Models require HPC/SEBCO 12vac, 100W Power Supply for copper ONLY **pg. 82**



Mesa
Fire Bowl



Mesa Fire
& Water Bowl

Standard Burner Series

Ignition	Bowl Type	BTU	Model	MSRP	Lava Rock	Fire Glass
Electronic Ignition	Fire	50k	MESA32-EI-NG/120VAC	\$ 6177.84	3 Bags	60 Lbs
	Fire	50k	MESA32-EI-NG/24VAC	\$ 6177.84	3 Bags	60 Lbs
	Fire Water	50k	MESA32W-EI-NG/12VAC	\$ 6515.30	3 Bags	60 Lbs
Match Lit	Fire	50k	MESA32-MLFPK-NG	\$ 4264.43	3 Bags	60 Lbs
	Fire Water	50k	MESA32W-MLFPK-NG	\$ 4847.79	3 Bags	60 Lbs

Torpedo Burner Series

Ignition	Bowl Type	BTU	Model	MSRP	Lava Rock	Fire Glass
Electronic Ignition	Fire	50k	TOR-MESA32-EI-NG/120VAC	\$ 6795.63	3 Bags	60 Lbs
	Fire	50k	TOR-MESA32-EI-NG/24VAC	\$ 6795.63	3 Bags	60 Lbs
	Fire Water	50k	TOR-MESA32W-EI-NG/12VAC	\$ 7166.82	3 Bags	60 Lbs
Match Lit	Fire	50k	TOR-MESA32-MLFPK-NG	\$ 5117.31	3 Bags	60 Lbs
	Fire Water	50k	TOR-MESA32W-MLFPK-NG	\$ 5817.35	3 Bags	60 Lbs



 Please Note: Ordering an LP product will add 3% to MSRP.

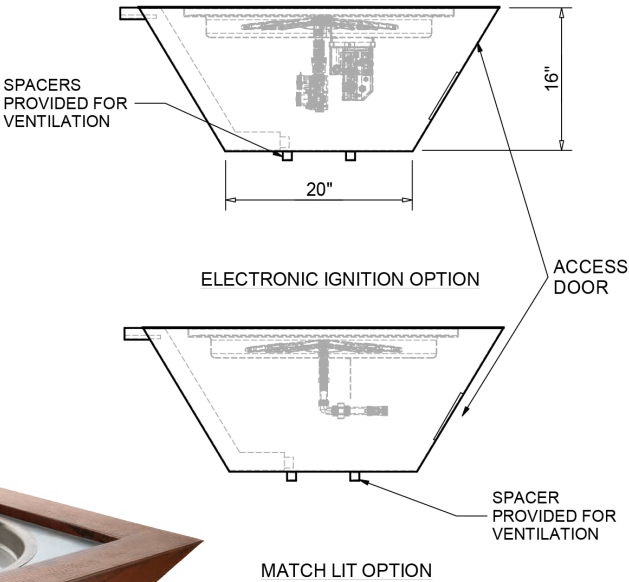
COPPER SERIES (continued)

SEDONA MODELS - REAL HAMMERED COPPER

This square hammered bowl has an oil rubbed finish. Includes Access Door.

Size: 40" x 40", 16" tall, 20" x 20" base
Burner: 18" Penta **Pan:** 25" Bowl

12vac Models require HPC/SEBCO
12vac, 100W Power Supply for
copper ONLY **pg. 82**



Standard Burner Series

Ignition	Bowl Type	BTU	Model	MSRP
Electronic Ignition	Fire	100k	SEDO40-EI-NG/120VAC	\$ 7984.63
	Fire	100k	SEDO40-EI-NG/24VAC	\$ 7984.63
	Fire Water	100k	SEDO40W-EI-NG/12VAC	\$ 8446.15
Match Lit	Fire	65k	SEDO40-MLFPK-NG	\$ 6269.30
	Fire Water	65k	SEDO40W-MLFPK-NG	\$ 6735.14

Lava Rock	Fire Glass
3 Bags	60 Lbs
3 Bags	60 Lbs
3 Bags	60 Lbs
3 Bags	60 Lbs
3 Bags	60 Lbs

Torpedo Burner Series

Ignition	Bowl Type	BTU	Model	MSRP
Electronic Ignition	Fire	100k	TOR-SEDO40-EI-NG/120VAC	\$ 8783.09
	Fire	100k	TOR-SEDO40-EI-NG/24VAC	\$ 8783.09
	Fire Water	100k	TOR-SEDO40W-EI-NG/12VAC	\$ 9290.78
Match Lit	Fire	65k	TOR-SEDO40-MLFPK-NG	\$ 7523.16
	Fire Water	65k	TOR-SEDO40W-MLFPK-NG	\$ 8082.17

Lava Rock	Fire Glass
3 Bags	60 Lbs
3 Bags	60 Lbs
3 Bags	60 Lbs
3 Bags	60 Lbs
3 Bags	60 Lbs



TO ORDER PROPANE MODELS "LP" Please Change out NG to LP

48 **WARNING: California PROP 65:** This product can expose you to Lead & Chromium, which is known to the State of California to cause cancer and birth defects or other reproductive harm. For more information go to www.P65Warnings.ca.gov.

Inspired by safety. Innovated for your lifestyle.

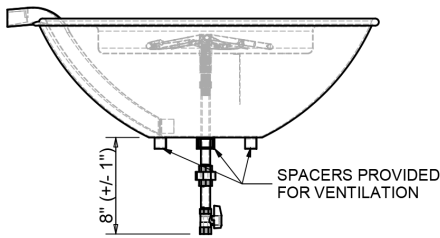
TEMPE MODELS - REAL HAMMERED COPPER

This round hammered bowl has an oil rubbed finish. Controls sit below bowl.

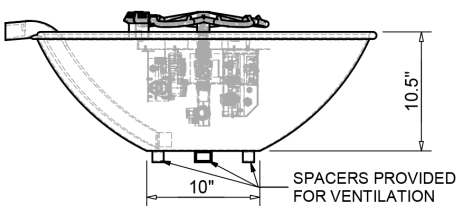
Size: 31" diameter, 10.5" tall, 10" base
Burner: 12" Penta Pan: 19" Bowl

Tempe - Controls below bowl

12vac Models require HPC/SEBCO
12vac, 100W Power Supply for
copper ONLY pg. 82



MATCH LIT OPTION



ELECTRONIC IGNITION OPTION



Tempe
Fire Bowl




Tempe Fire
& Water Bowl

Standard Burner Series

Ignition	Bowl Type	BTU	Model	MSRP	Lava Rock	Fire Glass
Electronic Ignition	Fire	50k	TEMP31-EI-NG/120VAC	\$ 4732.41	3 Bags	60 Lbs
	Fire	50k	TEMP31-EI-NG/24VAC	\$ 4732.41	3 Bags	60 Lbs
	Fire Water	50k	TEMP31W-EI-NG/12VAC	\$ 4982.80	3 Bags	60 Lbs
Match Lit	Fire	50k	TEMP31-MLFPK-NG	\$ 3276.12	3 Bags	60 Lbs
	Fire Water	50k	TEMP31W-MLFPK-NG	\$ 3704.98	3 Bags	60 Lbs

Torpedo Burner Series

Ignition	Bowl Type	BTU	Model	MSRP	Lava Rock	Fire Glass
Electronic Ignition	Fire	50k	TOR-TEMP31-EI-NG/120VAC	\$ 5205.65	3 Bags	60 Lbs
	Fire	50k	TOR-TEMP31-EI-NG/24VAC	\$ 5678.89	3 Bags	60 Lbs
	Fire Water	50k	TOR-TEMP31W-EI-NG/12VAC	\$ 5481.07	3 Bags	60 Lbs
Match Lit	Fire	50k	TOR-TEMP31-MLFPK-NG	\$ 3931.35	3 Bags	60 Lbs
	Fire Water	50k	TOR-TEMP31W-MLFPK-NG	\$ 4445.98	3 Bags	60 Lbs



COPPER SERIES (continued)

The HPC Phoenix Copper Bowl is available in Fire Bowl models only. All three versions are fitted with a CSA Certified match lit (MLFPK), push button flame sensing (FPPK) or remote electronic ignition (EI) fire pit insert and are available with either Liquid

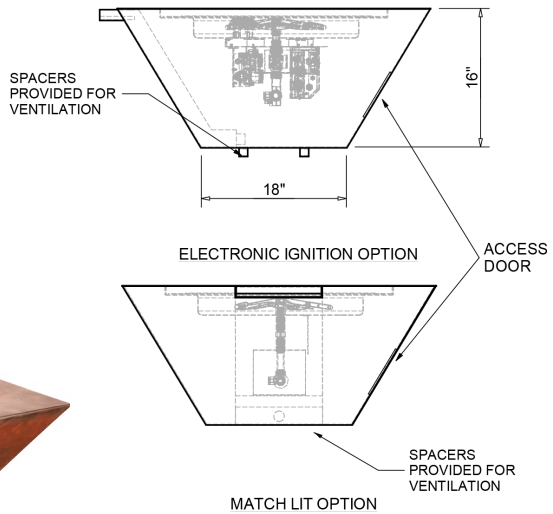
Propane or Natural Gas. These come with an oil rubbed and hand hammered finish that is a beautiful work of art.
SHIPPING: Both bowl and fire pit insert ship from Ohio warehouse - crate on pallet.

SIERRA MODELS - SMOOTH COPPER FINISH

This square smooth bowl has an oil-rubbed finish. Includes Access Door.

Size: 36" x 36", 16" tall, 18" x 18" base
Burner: 12" Penta **Pan:** 19" Bowl

12vac Models require HPC/SEBCO
12vac, 100W Power Supply for
copper ONLY **pg. 82**



Standard Burner Series

Ignition	Bowl Type	BTU	Model	MSRP
Electronic Ignition	Fire	50k	SIER36-EI-NG/120VAC	\$ 7878.01
	Fire	50k	SIER36-EI-NG/24VAC	\$ 7878.01
	Fire Water	50k	SIER36W-EI-NG/12VAC	\$ 7978.12
Match Lit	Fire	50k	SIER36-MLFPK-NG	\$ 6201.81
	Fire Water	50k	SIER36W-MLFPK-NG	\$ 6643.73

Lava Rock	Fire Glass
3 Bags	60 Lbs
3 Bags	60 Lbs
3 Bags	60 Lbs
3 Bags	60 Lbs
3 Bags	60 Lbs

Torpedo Burner Series

Ignition	Bowl Type	BTU	Model	MSRP
Electronic Ignition	Fire	50k	TOR-SIER36-EI-NG/120VAC	\$ 8665.80
	Fire	50k	TOR-SIER36-EI-NG/24VAC	\$ 8665.80
	Fire Water	50k	TOR-SIER36W-EI-NG/12VAC	\$ 8775.93
Match Lit	Fire	50k	TOR-SIER36-MLFPK-NG	\$ 7442.17
	Fire Water	50k	TOR-SIER36W-MLFPK-NG	\$ 7972.47

Lava Rock	Fire Glass
3 Bags	60 Lbs
3 Bags	60 Lbs
3 Bags	60 Lbs
3 Bags	60 Lbs
3 Bags	60 Lbs



TO ORDER PROPANE MODELS "LP" Please Change out NG to LP

50 **WARNING: California PROP 65:** This product can expose you to Lead & Chromium, which is known to the State of California to cause cancer and birth defects or other reproductive harm. For more information go to www.P65Warnings.ca.gov.

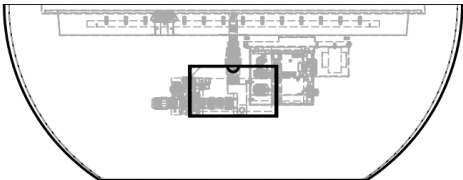
Inspired by safety. Innovated for your lifestyle.

PHOENIX H-BURNER MODELS - REAL HAMMERED COPPER

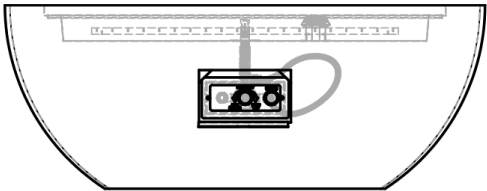
This rectangle hammered bowl has an oil rubbed finish. Includes Access Door.

Size: 47" x 25", 18" tall, 13" base
Burner: 30" H-Burner Pan: 36" x 14"

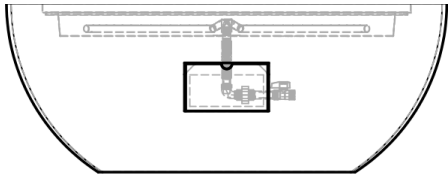
Phoenix
H-Burner



ELECTRONIC IGNITION OPTION



PUSH BUTTON/FLAME SENSING OPTION



MATCH LIT OPTION

Torpedo Burner Series

Ignition	Bowl Type	BTU	Model	MSRP
Electronic Ignition	Fire	100k	TOR-PHOEN47X25/H-EI-NG/120VAC	\$ 11230.34
Push Button	Fire	90k	TOR-PHOEN47X25/HBURN-FPPK-NG	\$ 11020.90
Match Lit	Fire	65k	TOR-PHOEN47X25/HBURN-MLFPK-NG	\$ 10352.20

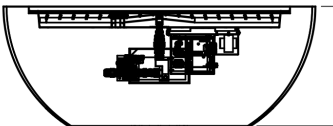
Lava Rock	Fire Glass
2 Bags	30 Lbs
2 Bags	30 Lbs
2 Bags	30 Lbs

PHOENIX TROUGH - REAL HAMMERED COPPER

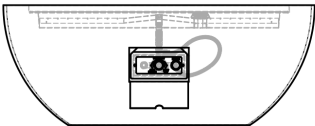
This rectangle hammered bowl has an oil rubbed finish. Includes Access Door.

Size: 47" Length, 25" Width, 18" tall, 13" base
Burner: 36" Linear Burner Trough
Pan: 36" Trough

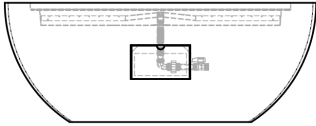
Phoenix
Trough



ELECTRONIC IGNITION OPTION



PUSH BUTTON/FLAME SENSING OPTION



MATCH LIT OPTION

All Phoenix models come Ventilated



Torpedo Burner Series

Ignition	Bowl Type	BTU	Model	MSRP
Electronic Ignition	Fire	75k	TOR-PHOEN47X25/TRGH-EI-NG/120V	\$ 11486.56
Push Button	Fire	75k	TOR-PHOEN47X25/TRGH-FPPK-NG	\$ 11300.39
Match Lit	Fire	65k	TOR-PHOEN47X25/TRGH-MLFPK-NG	\$ 10631.71

Lava Rock	Fire Glass
2 Bags	30 Lbs
2 Bags	30 Lbs
2 Bags	30 Lbs

EVOLUTION 360

Offers year round enjoyment! While the water feature needs to be winterized, the fire and lighting feature can be enjoyed all year long.

HAMMERED COPPER FIRE BOWL

Hammered Copper - 4 Scupper



360 Feature being finished with paver stone
Includes Basin, 26" Copper Water Bowl, and Electronic Ignition Fire Pit (13SSEI).

Hammered Copper - 360



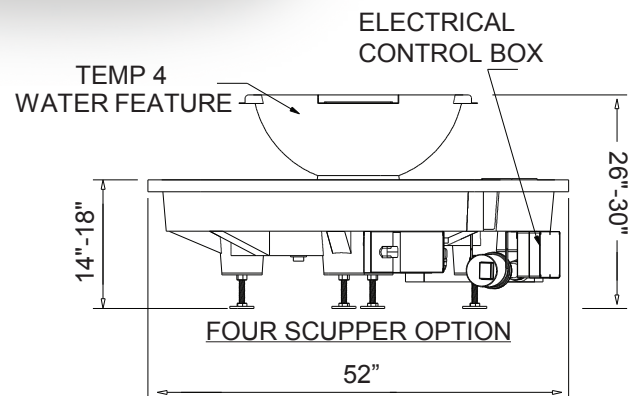
Winner of two Vesta Awards for
Product Innovation and Design



Four Scupper Feature



360 Feature



SPECIFICATIONS - ELECTRONIC IGNITION (EI)

Ignition	Size	BTU	Model	MSRP
4 Scupper	52"	90k	WB52R-TEMP4-EI-NG	\$ 12197.58
	Base		WB52R-TEMP4-EI-LP	\$ 12197.58
360	52"	90k	WB52R-TEMP360-EI-NG	\$ 13191.91
	Base		WB52R-TEMP360-EI-LP	\$ 13191.91

Lava Rock	Fire Glass
1 Bag	20 Lbs
1 Bag	20 Lbs
1 Bag	20 Lbs
1 Bag	20 Lbs

Size: 52" diameter, 14"-18" tall
Burner: 12" Round

H2Onfire



Electronic Ignition fire feature intergrated with water, turn-key appliance operating at a gas pressure less than 1/4 psi, allowing for residential installations. It is also the first "fire on water" system to be certified in North America to the Z21.97 standard by the CSA Group - passing the stringent wind, rain, and combustion test.

The fire ring is completely submerged underwater using our patent pending burner design and back flow prevention to protect the controls. HPC's H2OnFire produces a very appealing flame utilizing only 65,000 Btu. This is NOT a match lit system- it is remote controlled with auto relight. Our ignition and flame sensing network is located in the center tower monitoring flame conditions at all times. **Ships in crate on pallet.**

CONCRETE FIRE ON WATER AND HAMMERED COPPER 360

Black Concrete Bowl - 4 Scupper

Burnt Sienna Concrete Bowl - 4 Scupper



Fully Assembled. Includes Basin, Water Bowl, and Fire on Water Control System



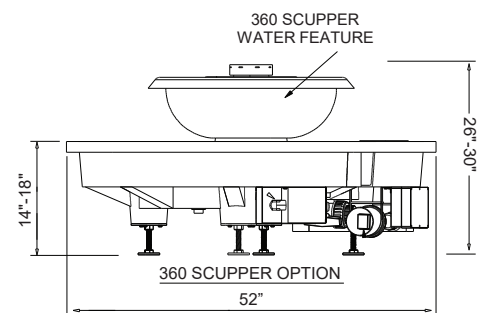
578-G4
Optional Remote Available



Winner of Vesta Awards Finalist

SPECIFICATIONS - ELECTRONIC IGNITION (EI)

Ignition	Size	BTU	Model	MSRP
Concrete Burnt Sienna	52" Base	65k	FOW52R-MONACO4BS-EI-NG FOW52R-MONACO4BS-EI-LP	\$ 15092.09 \$ 15092.09
Concrete Black	52" Base	65k	FOW52R-MONACO4BL-EI-NG FOW52R-MONACO4BL-EI-LP	\$ 15092.09 \$ 15092.09
Copper - Hammered	52" Base	65k	FOW52R-CYPRUS360-EI-NG FOW52R-CYPRUS360-EI-LP	\$ 15092.09 \$ 15092.09



Size: 52" diameter, 14"-18" tall
Burner: Underwater

Please Note: Ordering an LP product will add 3% to MSRP.

DIY UNITS

- 56 Fire Pit Kits
- 58 Ready to Finish Kits
- 61 Hardscape Block Kit
- 62 Match Lit Push Button



Electronic Ignition Features

HPC's top of the line system comes fully assembled and is ready for install. The EI Series is available in HI/LO as well as ON/OFF Models.

- Fully Assembled- ready to install. Control components are protected within valve box.
- Ignite via wall switch or remote control; Auto re-light if flame is lost.
- Ignition is complete using a robust and reliable Hot Surface igniter.
- On/Off models: Use with optional wall switch, Remote Control or your whole house system.
- HI/LO Flame Control Models: Adjust high setting to low setting- ~45% turndown (Remote Control included). Not for use with your whole house system.
- 120vac: Standard outdoor grounded power cord- simply plug into GFCI outlet.
- 24vac Option: Typically used with lower voltage requirements.
- Natural Gas or Liquid Propane.
- Internal temperature monitoring with overheat auto shutoff.
- CSA Certified in US & Canada to ANSI Z21.97-2017 / CSA 2.41-2014 requirements. (This new EI system already meets upcoming 2020 ANSI requirements).
- **Optional Controls: On/Off Remote, Timers, Power Supplies and an Emergency Shutoff. (Pg. 82)**

Push Button Features

This is our mid-range fire pit insert utilizing safety pilot flame control. Simply push the ignition button and the valve control knob to start. Flame adjustment is done with the knob. The FPPK gives our customers flame sensing technology and is battery operated, negating the need for a power source.

- Fully Assembled and ready to install. Control components are protected within the valve box.
- Flex Line configuration provides versatile and simple installation.
- Start ignition with push button and valve control knob.
- Flame sensing- system will turn off gas if flame is lost.
- Flame height is adjustable using valve control knob.
- Battery Operated System- is the perfect solution for installs with no power.
- Natural Gas or Liquid Propane.
- CSA Certified in US & Canada to ANSI Z21.97-2017 / CSA 2.41-2014 requirements.




Match Lit Features

This is our simplest certified fire pit insert- easy to operate and requires the least amount of maintenance.

- Fully Assembled and ready to install.
- Flex Line configuration provides versatile and simple installation.
- Valve mounting bracket included- for safe mounting.
- Flame height is adjustable using key valve.
- Available in Natural Gas or Liquid Propane.
- CSA Certified in US & Canada to ANSI Z21.97-2017 / CSA 2.41-2014 requirements.
- **Optional Install & Controls: Paver Block Bracket, Key Extension Kit, Long Keys and Spark Ignition Kit. (Pg. 75)**

FIRE PIT MATRIX CHART




ELECTRONIC IGNITION FIRE PITs (EI)							
SIZES	Round		Square		Rectangle H	Linear	
	Bowl	Flat	Bowl	Flat	Bowl	Trough	Interlink
	13"	14"	18"	18"	24" x 12"	24"	25" x 8"
	19"	18"	24"	24"	30" x 12"	36"	37" x 8"
	25"	24"	30"	30"	36" x 14"	48"	49" x 8"
	31"	30"	36"	36"	42" x 14"	60"	61" x 8"
	37"	36"	42"	42"	54" x 16"	72"	73" x 8"
	43"	42"			66" x 16"	96"	97" x 8"
		54"			78" x 16"		121" x 8"
					90" x 16"		

 All Models Available in Natural Gas or Propane
  All Models Available in 120VAC or 24VAC
  All Models Available with remote




Remote or App
HI/LO & ON/OFF

ON/OFF ONLY
(Remote optional)

PUSH BUTTON/FLAME SENSE FIRE PITs (FPPK)							
SIZES	Round		Square		Rectangle H	Linear	
	Bowl	Flat	Bowl	Flat	Bowl	Trough	Interlink
	13"	14"	18"	18"	24" x 12"	24"	25" x 8"
	19"	18"	24"	24"	30" x 12"	36"	37" x 8"
	25"	24"	30"	30"	36" x 14"	48"	49" x 8"
	31"	30"	36"	36"	42" x 14"	60"	61" x 8"
	37"	36"			54" x 16"	72"	73" x 8"
						96"	97" x 8"

 All Models Available in Natural Gas or Propane
  Battery
  Manual Flame Control

MATCH LIT FIRE PITs (MLFPK)							
SIZES	Round		Square		Rectangle H	Linear	
	Bowl	Flat	Bowl	Flat	Bowl	Trough	Interlink
	13"	8"	18"	18"	24" x 12"	24"	25" x 8"
	19"	14"	24"	24"	30" x 12"	36"	37" x 8"
	25"	18"	30"	30"	36" x 14"	48"	49" x 8"
	31"	24"					
		30"					

 All Models Available in Natural Gas or Propane
  Optional Manual Spark Ignition Kit
  Manual Flame Control



EI Accessories (Pg. 82):
Timers, Power Supplies, E-Stop



MLFPK Paver
Bracket - Pg. 75



Wind Guards:
Pg. 71



Covers:
Pg. 72



Media:
Pg. 69

UNCERTIFIED MATCH LIT KITS (pan now included)

FIRE PIT KIT (CFPK SERIES)

Includes everything needed to put together a match lit fire pit: Includes burner, pan, a valve with polished chrome flange, flex line and fittings.



Match Lit Models - Penta Burner Series

Pan Size	Burner	Model	MSRP
18"	12"	CFPK/PENTA12 KIT	\$ 322.10
24"	18"	CFPK/PENTA18 KIT	\$ 402.02
30"	24"	CFPK/PENTA24 KIT	\$ 521.77
36"	30"	CFPK/PENTA30 KIT	\$ 679.96
42"	36"	CFPK/PENTA36 KIT	\$ 844.88
54"	48"	CFPK/PENTA48 KIT	\$ 1198.23


Match Lit Models - Torpedo Burner Series

Pan Size	Burner	Model	MSRP
18"	12"	TOR-CFPK/PENTA12 KIT	\$ 373.77
24"	18"	TOR-CFPK/PENTA18 KIT	\$ 465.38
30"	24"	TOR-CFPK/PENTA24 KIT	\$ 689.09
36"	30"	TOR-CFPK/PENTA30 KIT	\$ 776.50
42"	36"	TOR-CFPK/PENTA36 KIT	\$ 966.29
54"	48"	TOR-CFPK/PENTA48 KIT	\$ 1361.55



Match Lit Models - Penta Burner Series

Pan Size	Burner	Model	MSRP
18"	12"	CFPK/PENTA12-SQ KIT	\$ 322.10
24"	18"	CFPK/PENTA18-SQ KIT	\$ 402.02
30"	24"	CFPK/PENTA24-SQ KIT	\$ 521.77
36"	30"	CFPK/PENTA30-SQ KIT	\$ 679.96
42"	36"	CFPK/PENTA36-SQ KIT	\$ 844.98



Match Lit Models - Torpedo Burner Series

Pan Size	Burner	Model	MSRP
18"	12"	TOR-CFPK/PENTA12-SQ KIT	\$ 373.77
24"	18"	TOR-CFPK/PENTA18-SQ KIT	\$ 465.38
30"	24"	TOR-CFPK/PENTA24-SQ KIT	\$ 689.09
36"	30"	TOR-CFPK/PENTA30-SQ KIT	\$ 776.50
42"	36"	TOR-CFPK/PENTA36-SQ KIT	\$ 966.29



Match Lit Models - Torpedo Trough Burner Series

Pan Size	Burner	Model	MSRP
24"	24"	TOR-CFPK/TRGH24 KIT	\$ 482.18
36"	36"	TOR-CFPK/TRGH36 KIT	\$ 574.32
48"	48"	TOR-CFPK/TRGH48 KIT	\$ 727.92
60"	60"	TOR-CFPK/TRGH60 KIT	\$ 1320.68
72"	72"	TOR-CFPK/TRGH72 KIT	\$ 1723.01
96"	96"	TOR-CFPK/TRGH96 KIT	\$ 2086.50



Match Lit Models - Torpedo Interlink Burner Series

Pan Size	Burner	Model	MSRP
25"X 8"	24"	TOR-CFPK/LINEAR25X8 KIT	\$ 537.46
37"X 8"	36"	TOR-CFPK/LINEAR37X8 KIT	\$ 629.60
49"X 8"	48"	TOR-CFPK/LINEAR49X8 KIT	\$ 780.10
61"X 8"	60"	TOR-CFPK/LINEAR61X8 KIT	\$ 1130.27
73"X 8"	72"	TOR-CFPK/LINEAR73X8 KIT	\$ 1458.90
97"X 8"	96"	TOR-CFPK/LINEAR97X8 KIT	\$ 1643.17
121"X 8"	120"	TOR-CFPK/LINEAR121X8 KIT	\$ 1990.21




Match Lit Models - Torpedo H-Burner Series

Pan Size	Burner	Model	MSRP
24"X12"	18x6"	TOR-CFPK/HBSB18 KIT	\$ 579.34
30"X12"	24x6"	TOR-CFPK/HBSB24 KIT	\$ 650.94
36"X14"	30x8"	TOR-CFPK/HBSB30 KIT	\$ 700.24
42"X14"	36x8"	TOR-CFPK/HBSB36 KIT	\$ 775.33
54"X16"	48x10"	TOR-CFPK/HBSB48 KIT	\$ 982.69
66"X16"	60x10"	TOR-CFPK/HBSB60 KIT	\$ 1782.92
78"X16"	72x10"	TOR-CFPK/HBSB72 KIT	\$ 2326.06
90"X16"	84x10"	TOR-CFPK/HBSB84 KIT	\$ 2816.78



READY TO FINISH KITS

ROUND ENCLOSURE SPECIFICATIONS



EI Models Include: Enclosure, Fully Assembled Insert, Input Flex Line and Instructions

FPPK Models Include: Enclosure, Fully Assembled Insert, Mounting Sleeve and Instructions

MLFPK Models Include: Enclosure, Fully Assembled Insert and Instructions

Standard Burner Series

Ignition	Size	BTU	Model	MSRP
Electronic Ignition	45"	125k	U45R/25SSCEK-NG/120VAC	\$ 5066.46
			U45R/25SSCEK-NG/24VAC	\$ 5066.46
	54"	125k	U54R/25SSCEK-NG/120VAC	\$ 5112.04
			U54R/25SSCEK-NG/24VAC	\$ 5112.04
Push Button	45"	90k	U45R/FPPK25CEK-NG	\$ 3781.88
	54"	90k	U54R/FPPK25CEK-NG	\$ 3856.20
Match Lit	45"	65k	U45R/MLFPK25CEK-NG	\$ 2868.74
	54"	65k	U54R/MLFPK25CEK-NG	\$ 2933.48

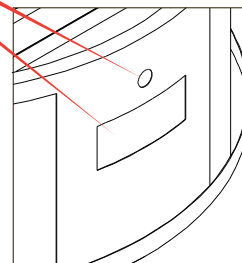
Torpedo Burner Series

Ignition	Size	BTU	Model	MSRP
Electronic Ignition	45"	125k	TOR-U45R/25SSCEK-NG/120VAC	\$ 6079.76
			TOR-U45R/25SSCEK-NG/24VAC	\$ 6079.76
	54"	125k	TOR-U54R/25SSCEK-NG/120VAC	\$ 6134.44
			TOR-U54R/25SSCEK-NG/24VAC	\$ 6134.44
Push Button	45"	90k	TOR-U45R/FPPK25CEK-NG	\$ 4538.26
	54"	90k	TOR-U54R/FPPK25CEK-NG	\$ 4627.44
Match Lit	45"	65k	TOR-U45R/MLFPK25CEK-NG	\$ 3442.50
	54"	65k	TOR-U54R/MLFPK25CEK-NG	\$ 3520.18


Frame is pre-cut for FPPK or MLFPK.

Size: 45" diameter, 18" tall
Insert: 25" Bowl Pan, 18" Burner
Cladding SQ FT:
 Side: 18.5 - Top: 8.1 - Total: 26.6
 Includes 10% Buffer

Size: 54" diameter, 18" tall
Insert: 25" Bowl Pan, 18" Burner
Hardie Board Cladding SQ FT:
 Side: 21.1 - Top: 13.5 - Total: 34.6
 Includes 10% Buffer



OCTAGON ENCLOSURE SPECIFICATIONS



EI Models Include: Enclosure, Fully Assembled Insert, Input Flex Line and Instructions

FPPK Models Include: Enclosure, Fully Assembled Insert, Mounting Sleeve and Instructions

MLFPK Models Include: Enclosure, Fully Assembled Insert and Instructions

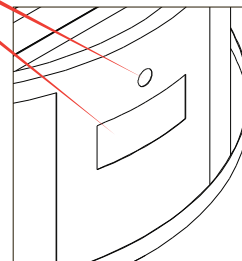
Standard Burner Series

Ignition	Size	BTU	Model	MSRP
Electronic Ignition	45"	125k	U45O/25SSCEK-NG/120VAC	\$ 5013.75
			U45O/25SSCEK-NG/24VAC	\$ 5013.75
	54"	125k	U54O/25SSCEK-NG/120VAC	\$ 5066.46
			U54O/25SSCEK-NG/24VAC	\$ 5066.46
Push Button	45"	90k	U45O/FPPK25CEK-NG	\$ 3717.15
	54"	90k	U54O/FPPK25CEK-NG	\$ 3817.79
Match Lit	45"	65k	U45O/MLFPK25CEK-NG	\$ 2816.02
	54"	65k	U54O/MLFPK25CEK-NG	\$ 2921.46

Frame is pre-cut for FPPK or MLFPK.

Size: 45" diameter, 18" tall
Insert: 25" Bowl Pan, 18" Burner
Cladding SQ FT:
 Sides: 21 - Top: 9.3 - Total: 30.3
 Includes 10% Buffer


Size: 54" diameter, 18" tall
Insert: 25" Bowl Pan, 18" Burner
Hardie Board Cladding SQ FT:
 Sides: 24.6 - Top: 14.4 - Total: 39
 Includes 10% Buffer



Torpedo Burner Series

Ignition	Size	BTU	Model	MSRP
Electronic Ignition	45"	125k	TOR-U45O/25SSCEK-NG/120VAC	\$ 6016.50
			TOR-U45O/25SSCEK-NG/24VAC	\$ 6016.50
	54"	125k	TOR-U54O/25SSCEK-NG/120VAC	\$ 6079.76
			TOR-U54O/25SSCEK-NG/24VAC	\$ 6079.76
Push Button	45"	125k	TOR-U45O/FPPK25CEK-NG	\$ 4460.58
	54"	125k	TOR-U54O/FPPK25CEK-NG	\$ 4581.35
Match Lit	45"	65k	TOR-U45O/MLFPK25CEK-NG	\$ 3379.22
	54"	65k	TOR-U54O/MLFPK25CEK-NG	\$ 3505.74

SQUARE ENCLOSURE SPECIFICATIONS



EI Models Include: Enclosure, Fully Assembled Insert, Input Flex Line and Instructions

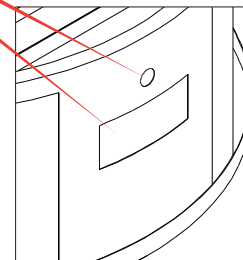
FPPK Models Include: Enclosure, Fully Assembled Insert, Mounting Sleeve and Instructions

MLFPK Models Include: Enclosure, Fully Assembled Insert and Instructions

Standard Burner Series

Ignition	Size	BTU	Model	MSRP
Electronic Ignition	45"	125k	U45S/25SSCEK-NG/120VAC	\$ 4977.78
			U45S/25SSCEK-NG/24VAC	\$ 4977.78
Push Button	45"	90k	U45S/FPPK25CEK-NG	\$ 3650.05
Match Lit	45"	65k	U45S/MLFPK25CEK-NG	\$ 2787.27

Frame is pre-cut for FPPK or MLFPK.




Torpedo Burner Series

Ignition	Size	BTU	Model	MSRP
Electronic Ignition	45"	125k	TOR-U45S/25SSCEK-NG/120VAC	\$ 5973.32
			TOR-U45S/25SSCEK-NG/24VAC	\$ 5973.32
Push Button	45"	125k	TOR-U45S/FPPK25CEK-NG	\$ 4380.06
Match Lit	45"	65k	TOR-U45S/MLFPK25CEK-NG	\$ 3344.72

Size: 45" X 45", 18" tall
Insert: 25" Bowl Pan, 18" Burner
Hardie Board Cladding SQ FT:
 Sides: 11.5 - Top: 22.5 - Total: 34
 Includes 10% Buffer

RECTANGLE ENCLOSURE - H-BURNER - SPECIFICATIONS



EI Models Include: Enclosure, Fully Assembled Insert, Input Flex Line and Instructions

FPPK Models Include: Enclosure, Fully Assembled Insert, Mounting Sleeve and Instructions

MLFPK Models Include: Enclosure, Fully Assembled Insert and Instructions


Standard Burner Series

Ignition	Size	BTU	Model	MSRP
Electronic Ignition	30"X12"	150k	TOR-U60X24/30X12CEK-NG/120VAC	\$ 6296.41
			TOR-U60X24/30X12CEK-NG/24VAC	\$ 6296.41
	36"X12"	175k	TOR-U60X24/36X14CEK-NG/120VAC	\$ 6637.33
			TOR-U60X24/36X14CEK-NG/24VAC	\$ 6637.33
Push Button	30"X12"	150k	TOR-U60X24/30X12FPPKCEK-NG	\$ 4822.10
	36"X12"	150k	TOR-U60X24/36X14FPPKCEK-NG	\$ 5009.49
Match Lit	30"X12"	65k	TOR-U60X24/30X12MLFPKCEK-NG	\$ 3313.99
	36"X12"	65k	TOR-U60X24/36X14MLFPKCEK-NG	\$ 3590.46

Size: 60" X 24", 18" tall
Insert: 30" X 12" H-Burner
Hardie Board Cladding SQ FT:
 Side: 22.5 - Top: 8.1 - Total: 30.6
 Includes 10% Buffer

Size: 60" X 24", 18" tall
Insert: 36" X 14" H-Burner
Hardie Board Cladding SQ FT:
 Side: 22.5 - Top: 7 - Total: 29.5
 Includes 10% Buffer

RECTANGLE ENCLOSURE - INTERLINK BURNER - SPECIFICATIONS



EI Models Include: Enclosure, Fully Assembled Insert, Input Flex Line and Instructions

FPPK Models Include: Enclosure, Fully Assembled Insert, Mounting Sleeve and Instructions

MLFPK Models Include: Enclosure, Fully Assembled Insert and Instructions

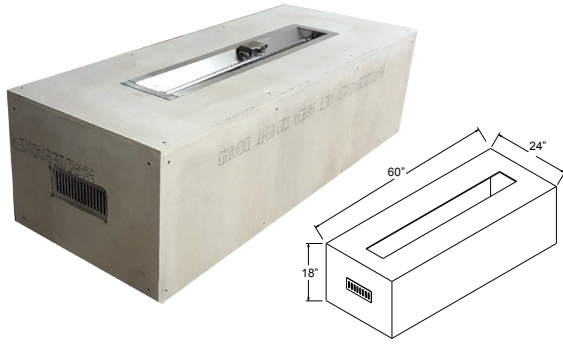
Standard Burner Series

Ignition	Size	BTU	Model	MSRP
Electronic Ignition	37" X 8"	115k	TOR-U60X24/37X8CEK-NG/120VAC	\$ 6053.76
			TOR-U60X24/37X8CEK-NG/24VAC	\$ 6053.76
	49" X 8"	150k	TOR-U60X24/49X8CEK-NG/120VAC	\$ 6296.41
			TOR-U60X24/49X8CEK-NG/24VAC	\$ 6296.41
Push Button	37" X 8"	115k	TOR-U60X24/37X8FPPKCEK-NG	\$ 4171.00
	49" X 8"	150k	TOR-U60X24/49X8FPPKCEK-NG	\$ 4309.22
Match Lit	37" X 8"	65k	TOR-U60X24/37X8MLFPKCEK-NG	\$ 2991.50
	49" X 8"	65k	TOR-U60X24/49X8MLFPKCEK-NG	\$ 3145.14

Size: 60" X 24", 18" tall
Insert: 37" X 8" Interlink
Hardie Board Cladding SQ FT:
 Side: 22.5 - Top: 8.6 - Total: 31.3
 Includes 10% Buffer

Size: 60" X 24", 18" tall
Insert: 49" X 8" Interlink
Hardie Board Cladding SQ FT:
 Side: 22.5 - Top: 8 - Total: 30.5
 Includes 10% Buffer

RECTANGLE ENCLOSURE - TROUGH BURNER - SPECIFICATIONS



Size: 60" X 24", 18" tall

Insert: 36" Trough

Hardie Board Cladding SQ FT:

Side: 22.5 - Top: 9.2 - Total: 31.7
Includes 10% Buffer

Size: 60" X 24", 18" tall

Insert: 48" Trough

Hardie Board Cladding SQ FT:

Side: 22.5 - Top: 8.7 - Total: 31.2
Includes 10% Buffer

EI Models Include: Enclosure,
Fully Assembled Insert, Input
Flex Line and Instructions

FPPK Models Include:
Enclosure, Fully Assembled
Insert, Mounting Sleeve and
Instructions

MLFPK Models Include:
Enclosure, Fully Assembled
Insert and Instructions

Standard Burner Series

Ignition	Size	BTU	Model	MSRP
Electronic Ignition	36"	115k	TOR-U60X24/36CEK-NG/120VAC	\$ 6360.87
			TOR-U60X24/36CEK-NG/24VAC	\$ 6360.87
	48"	150k	TOR-U60X24/48CEK-NG/120VAC	\$ 6618.90
			TOR-U60X24/48CEK-NG/24VAC	\$ 6618.90
Push Button	36"	115k	TOR-U60X24/36FPPKCEK-NG	\$ 4241.58
	48"	150k	TOR-U60X24/48FPPKCEK-NG	\$ 4395.21
Match Lit	36"	65k	TOR-U60X24/36MLFPKCEK-NG	\$ 2991.59
	48"	65k	TOR-U60X24/48MLFPKCEK-NG	\$ 3145.14

SQUARE ENCLOSURE - SMALL TANK - PENTA BURNER - SPECIFICATIONS

Size: 54" x 54" diameter, 23.5" tall

Insert: 25" Bowl Pan, 18" Burner

Cladding SQ FT:

Side: 35.5 - Top: 9.5 - Total: 45
Includes 10% Buffer

Penta Burner

Ignition	Size	BTU	Model	MSRP
Push Button	54"	90k	UST54S/FPPK25CEK-LP	\$ 5474.81
Match Lit	54"	65k	UST54S/MLFPK25CEK-LP	\$ 4870.78

Torpedo Burner

Ignition	Size	BTU	Model	MSRP
Push Button	54"	90k	TOR-UST54S/FPPK25CEK-LP	\$ 6569.77
Match Lit	54"	65k	TOR-UST54S/MLFPK25CEK-LP	\$ 5844.94

ROUND ENCLOSURE - SMALL TANK - PENTA BURNER - SPECIFICATIONS

Size: 60" diameter, 23.5" tall

Insert: 25" Bowl Pan, 18" Burner

Hardie Board Cladding SQ FT:

Side: 30.5 - Top: 17.5 - Total: 48
Includes 10% Buffer

Penta Burner

Ignition	Size	BTU	Model	MSRP
Push Button	60"	90k	UST60R/FPPK25CEK-LP	\$ 5474.81
Match Lit	60"	65k	UST60R/MLFPK25CEK-LP	\$ 4870.72

Torpedo Burner

Ignition	Size	BTU	Model	MSRP
Push Button	60"	90k	TOR-UST60R/FPPK25CEK-LP	\$ 6569.77
Match Lit	60"	65k	TOR-UST60R/MLFPK25CEK-LP	\$ 5844.88

RECTANGLE ENCLOSURE - SMALL TANK - TROUGH BURNER - SPECIFICATIONS

Size: 70" x 24" diameter, 23.5" tall
Insert: 36" Trough

Hardie Board Cladding SQ FT:

Side: 30.5 - Top: 11 - Total: 41.5
Includes 10% Buffer

Size: 80" x 24" diameter, 23.5" tall
Insert: 48" Trough

Hardie Board Cladding SQ FT:

Side: 34 - Top: 12.5 - Total: 46.5
Includes 10% Buffer

Ignition	Size	BTU	Model	MSRP
Push Button	70x24"	90k	TOR-UST70X24/36FPPKCEK-LP	\$ 5362.68
Match Lit	70x24"	65k	TOR-UST70X24/36MLFPKCEK-LP	\$ 4647.02
Push Button	80x24"	90k	TOR-UST80X24/48FPPKCEK-LP	\$ 5433.36
Match Lit	80x24"	65k	TOR-UST80X24/48MLFPKCEK-LP	\$ 4717.70

RECTANGLE ENCLOSURE - SMALL TANK - H-BURNER - SPECIFICATIONS

Size: 70" x 24" diameter, 23.5" tall
Insert: 36" x 14" H-Burner

Hardie Board Cladding SQ FT:

Side: 30.5 - Top: 11 - Total: 41.5
Includes 10% Buffer

Ignition	Size	BTU	Model	MSRP
Push Button	70x24"	90k	TOR-UST70X24/36X14FPPKCEK-LP	\$ 5844.88
Match Lit	70x24"	65k	TOR-UST70X24/36X14MLFPKCEK-LP	\$ 4619.43

RECTANGLE ENCLOSURE - SMALL TANK - INTERLINK BURNER - SPECIFICATIONS

Size: 80" x 24" diameter, 23.5" tall
Insert: 49" x 8" Interlink

Hardie Board Cladding SQ FT:

Side: 34 - Top: 11.5 - Total: 45.5
Includes 10% Buffer

Ignition	Size	BTU	Model	MSRP
Push Button	80x24"	90k	TOR-UST80X24/49X8FPPKCEK-LP	\$ 5546.95
Match Lit	80x24"	65k	TOR-UST80X24/49X8MLFPKCEK-LP	\$ 4671.61




C US

HARDSCAPE BLOCK KITS

Available when installing a fire pit in ready-made hardscape blocks. The kit includes all the things you'll need to complete the installation.

Kit Includes

- Fire Pit Insert
- Flex Form Collars (1 or 2 Boxes) (44x6.2")
- Vents - 2 (9x4")
- SSC24 Flex Line (24")
- Lava Rock



MATCH LIT - ROUND FLAT KIT

Burner Style	Pan Size	Std Model	Insert Details	MSRP
MLFPK Round Flat	8"	BLOCK-MLFPK8-FLEX-NG	Round Flat	\$ 765.99
MLFPK Round Flat	14"	BLOCK-PENTA14 MLFPK-FLEX-NG	Round Flat	\$ 978.43
MLFPK Round Flat	18"	BLOCK-PENTA18 MLFPK-FLEX-NG	Round Flat	\$ 968.19
MLFPK Round Flat	24"	BLOCK-PENTA24 MLFPK-FLEX-NG	Round Flat	\$ 1129.45
MLFPK Round Flat	30"	BLOCK-PENTA30 MLFPK-FLEX-NG	Round Flat	\$ 1519.04

MATCH LIT - SQUARE FLAT KIT

Burner Style	Pan Size	Std Model	Insert Details	MSRP
MLFPK Square Flat	18"	BLOCK-MLFPK18SQ-FLEX-NG	Square Flat	\$ 945.13
MLFPK Square Flat	24"	BLOCK-MLFPK24SQ-FLEX-NG	Square Flat	\$ 1414.11
MLFPK Square Flat	30"	BLOCK-MLFPK30SQ-FLEX-NG	Square Flat	\$ 1519.04

MATCH LIT - H-BURNER KIT

Burner Style	Pan Size	Std Model	Insert Details	MSRP
MLFPK H-Burner	24x12"	TOR-BLOCK-MLFPK24X12-H-FLEX-NG	H-Burner	\$ 1281.49
MLFPK H-Burner	30x12"	TOR-BLOCK-MLFPK30X12-H-FLEX-NG	H-Burner	\$ 1389.02
MLFPK H-Burner	36x14"	TOR-BLOCK-MLFPK36X14-H-FLEX-NG	H-Burner	\$ 2161.94

MATCH LIT - INTERLINK KIT

Burner Style	Pan Size	Std Model	Insert Details	MSRP
MLFPK Interlink	25x8"	TOR-BLOCK-MLFPK25X8-L-FLEX-NG	Interlink	\$ 1068.40
MLFPK Interlink	37x8"	TOR-BLOCK-MLFPK37X8-L-FLEX-NG	Interlink	\$ 1499.75
MLFPK Interlink	49x8"	TOR-BLOCK-MLFPK49X8-L-FLEX-NG	Interlink	\$ 1965.40

PUSH BUTTON - ROUND FLAT KIT

Burner Style	Pan Size	Std Model	Insert Details	MSRP
FPPK Round Flat	14"	BLOCK-FPPK14-FLEX-NG	Round Flat	\$ 1648.99
FPPK Round Flat	18"	BLOCK-PENTA18FPPK-FLEX-NG	Round Flat	\$ 1753.95
FPPK Round Flat	24"	BLOCK-PENTA24FPPK-FLEX-NG	Round Flat	\$ 1940.80
FPPK Round Flat	30"	BLOCK-PENTA30FPPK-FLEX-NG	Round Flat	\$ 2427.64
FPPK Round Flat	36"	BLOCK-PENTA36FPPK-FLEX-NG	Round Flat	\$ 2880.71

PUSH BUTTON - SQUARE FLAT KIT

Burner Style	Pan Size	Std Model	Insert Details	MSRP
FPPK Square Flat	18"	BLOCK-FPPK18-SQ-FLEX-NG	Square Flat	\$ 1815.36
FPPK Square Flat	24"	BLOCK-FPPK24-SQ-FLEX-NG	Square Flat	\$ 2228.03
FPPK Square Flat	30"	BLOCK-FPPK30-SQ-FLEX-NG	Square Flat	\$ 2486.53
FPPK Square Flat	36"	BLOCK-FPPK36-SQ-FLEX-NG	Square Flat	\$ 2880.71

PUSH BUTTON - H-BURNER KIT

Burner Style	Pan Size	Std Model	Insert Details	MSRP
FPPK H-Burner	24x12"	TOR-BLOCK-FPPK24X12-H-FLEX-NG	H-Burner	\$ 2417.90
FPPK H-Burner	30x12"	TOR-BLOCK-FPPK30X12-H-FLEX-NG	H-Burner	\$ 2694.37
FPPK H-Burner	36x14"	TOR-BLOCK-FPPK36X14-H-FLEX-NG	H-Burner	\$ 3187.78
FPPK H-Burner	42x14"	TOR-BLOCK-FPPK42X14-H-FLEX-NG	H-Burner	\$ 3387.44
FPPK H-Burner	54x16"	TOR-BLOCK-FPPK54X16-H-FLEX-NG	H-Burner	\$ 3700.76

PUSH BUTTON - INTERLINK KIT

Burner Style	Pan Size	Std Model	Insert Details	MSRP
FPPK Interlink	25x8"	TOR-BLOCK-FPPK25X8-L-FLEX-NG	Interlink	\$ 1920.33
FPPK Interlink	37x8"	TOR-BLOCK-FPPK37X8-L-FLEX-NG	Interlink	\$ 2337.01
FPPK Interlink	49x8"	TOR-BLOCK-FPPK49X8-L-FLEX-NG	Interlink	\$ 2484.51
FPPK Interlink	61x8"	TOR-BLOCK-FPPK61X8-L-FLEX-NG	Interlink	\$ 3058.81
FPPK Interlink	73x8"	TOR-BLOCK-FPPK73X8-L-FLEX-NG	Interlink	\$ 3387.44
FPPK Interlink	97x8"	TOR-BLOCK-FPPK97X8-L-FLEX-NG	Interlink	\$ 3749.90



UNCERTIFIED PUSH BUTTON KITS

This hard pipe unassembled kit include stainless steel pan and burner, push button ignition switch and igniter, chrome decorative key valve, fittings and flex line. **Natural Gas Only** (Not certified).



Push Button Ignition



ROUND BOWL INSERTS

Size	Gas type	Model	Burner	BTU	Nozzle BTU	MSRP
19"	Natural Gas	PENTA19FPK-NG	12" Penta	90k	90k	\$ 914.51
25"	Natural Gas	PENTA25FPK-NG	18" Penta	150k	140k	\$ 1152.21
31"	Natural Gas	PENTA31FPK-NG	24" Penta	150k	185k	\$ 1350.26

ROUND FLAT INSERTS

Size	Gas type	Model	Burner	BTU	Nozzle BTU	MSRP
18"	Natural Gas	PENTA18FPK-NG	12" Penta	90k	90k	\$ 675.19
24"	Natural Gas	PENTA24FPK-NG	18" Penta	150k	140k	\$ 860.29
30"	Natural Gas	PENTA30FPK-NG	24" Penta	150k	185k	\$ 1084.44

SQUARE FLAT INSERTS

Size	Gas type	Model	Burner	BTU	Nozzle BTU	MSRP
18"	Natural Gas	PENTA18FPK-SQ-NG	12" Penta	90k	90k	\$ 703.84
24"	Natural Gas	PENTA24FPK-SQ-NG	18" Penta	150k	140k	\$ 828.94
30"	Natural Gas	PENTA30FPK-SQ-NG	24" Penta	150k	185k	\$ 1128.79

ROUND TORPEDO BOWL INSERTS

Size	Gas type	Model	Burner	BTU	Nozzle BTU	MSRP
19"	Natural Gas	TOR-PENTA19FPK-NG	12" Torpedo	90k	90k	\$ 1097.43
25"	Natural Gas	TOR-PENTA25FPK-NG	18" Torpedo	150k	140k	\$ 1382.66
31"	Natural Gas	TOR-PENTA31FPK-NG	24" Torpedo	150k	185k	\$ 1097.43

ROUND TORPEDO FLAT INSERTS

Size	Gas type	Model	Burner	BTU	Nozzle BTU	MSRP
18"	Natural Gas	TOR-PENTA18FPK-NG	12" Torpedo	90k	90k	\$ 810.22
24"	Natural Gas	TOR-PENTA24FPK-NG	18" Torpedo	150k	140k	\$ 1032.34
30"	Natural Gas	TOR-PENTA30FPK-NG	24" Torpedo	150k	185k	\$ 1301.33

SQUARE TORPEDO FLAT INSERTS

Size	Gas type	Model	Burner	BTU	Nozzle BTU	MSRP
18"	Natural Gas	TOR-PENTA18FPK-SQ-NG	12" Torpedo	90k	90k	\$ 844.60
24"	Natural Gas	TOR-PENTA24FPK-SQ-NG	18" Torpedo	150k	140k	\$ 994.72
30"	Natural Gas	TOR-PENTA30FPK-SQ-NG	24" Torpedo	150k	185k	\$ 1354.55



Push Button Ignition



OUTDOOR DINING



FORNO DE PIZZA

OUTDOOR DINING NEVER TASTED SO GOOD

HPC's Forno de Pizza hybrid oven was founded on the belief that some of our best experiences in life are spent with our friends and family. Cooking together with fire brings a powerful connection to the foods you're sharing. The Forno de Pizza oven honors timeless styling cues

from ancient Greece while marrying it with modern conveniences. Designed to cook more than just pizza, it's an oven for the food enthusiast.

Forno Series (Portable)

The FORNO Series is a portable dual fuel oven that can be wheeled around easily. While it weighs around 450lbs, it can be easily taken apart and transported to various locations. The Forno de Pizza's classic design inspired the brand with its' black cart and intricate hand-crafted glass mosaic oven... This oven has an electronic ignition system that will facilitate oven starts and save on fuel when the burner is not in use. HPC offers the choice of six hues of mosaic glass to give the oven an elegant finish.



Includes Glass Tiled Oven, Stainless Steel Hearth, Vent, Powder Coat Black Steel Cart

Forno Specifications

Tile Color	Gas type	Model	MSRP
Ocean Blue	Natural Gas	FDP-FORNO/OB-EI-NG	\$6499.00
Ocean Blue	Liquid Propane	FDP-FORNO/OB-EI-LP	\$6499.00
Pool Blue	Natural Gas	FDP-FORNO/PB-EI-NG	\$6499.00
Pool Blue	Liquid Propane	FDP-FORNO/PB-EI-LP	\$6499.00
Simply Red	Natural Gas	FDP-FORNO/SR-EI-NG	\$6499.00
Simply Red	Liquid Propane	FDP-FORNO/SR-EI-LP	\$6499.00
Black Onyx	Natural Gas	FDP-FORNO/BLX-EI-NG	\$6499.00
Black Onyx	Liquid Propane	FDP-FORNO/BLX-EI-LP	\$6499.00
Retro	Natural Gas	FDP-FORNO/RETRO-EI-NG	\$6499.00
Retro	Liquid Propane	FDP-FORNO/RETRO-EI-LP	\$6499.00
Copper	Natural Gas	FDP-FORNO/COPPER-EI-NG	\$6499.00
Copper	Liquid Propane	FDP-FORNO/COPPER-EI-LP	\$6499.00
Custom Color	Natural Gas	FDP-FORNO/CUSTOM-EI-NG	\$6499.00
Custom Color	Liquid Propane	FDP-FORNO/CUSTOM-EI-LP	\$6499.00

Villa Series (Built In)

Hearth and oven installed in a built-in application, available in LP as well as Natural Gas. Installation is completed in 3 easy steps; requires a 35" deep countertop and is paired with a custom stainless steel flange. The Villa is the lightest dual fuel built in oven on the market and has an electronic ignition system that facilitates oven starts as well as it saves on fuel when the burner is not in use.



Includes Glass Tiled Oven, Stainless Steel Hearth, Vent, Flange Mount

Villa Specifications

Tile Color	Gas type	Model	MSRP
Ocean Blue	Natural Gas	FDP-VILLA/OB-EI-NG	\$5799.00
Ocean Blue	Liquid Propane	FDP-VILLA/OB-EI-LP	\$5799.00
Pool Blue	Natural Gas	FDP-VILLA/PB-EI-NG	\$5799.00
Pool Blue	Liquid Propane	FDP-VILLA/PB-EI-LP	\$5799.00
Simply Red	Natural Gas	FDP-VILLA/SR-EI-NG	\$5799.00
Simply Red	Liquid Propane	FDP-VILLA/SR-EI-LP	\$5799.00
Black Onyx	Natural Gas	FDP-VILLA/BLX-EI-NG	\$5799.00
Black Onyx	Liquid Propane	FDP-VILLA/BLX-EI-LP	\$5799.00
Retro	Natural Gas	FDP-VILLA/RETRO-EI-NG	\$5799.00
Retro	Liquid Propane	FDP-VILLA/RETRO-EI-LP	\$5799.00
Copper	Natural Gas	FDP-VILLA/COPPER-EI-NG	\$5799.00
Copper	Liquid Propane	FDP-VILLA/COPPER-EI-LP	\$5799.00
Custom Color	Natural Gas	FDP-VILLA/CUSTOM-EI-NG	\$5799.00
Custom Color	Liquid Propane	FDP-VILLA/CUSTOM-EI-LP	\$5799.00

Di Napoli Series (Do It Yourself - DIY)

The Di Napoli E.I. Series is a built-in, enclosed, dual fuel with electronic ignition oven that can be installed in a permanent structure with the use of a chimney. Design your own outer shell and take advantage of Forno de Pizza oven's electronic ignition for easy start ups as well as continuous controlled oven operation. This oven comes assembled with the hearth, oven, enclosure, a chimney stack, and arched front making it ready for immediate installation.



Di Napoli

Gas type	Model	MSRP
Natural Gas	FDP-DiNapoli/RTF-EI-NG	\$5599.00
Liquid Propane	FDP-DiNapoli/RTF-EI-LP	\$5599.00



ACCESSORIES



INFRARED THERMOMETER

FDP-INFRA-RED GUN
\$ 215.00




DOOR WITH THERMOMETER

FDP-DOOR
\$ 504.00



GRILL RACK

FDP-GRILL RACK
\$ 215.00



UTENSIL HOLDER

FDP-HOLD HOLDER
\$ 107.00



BRUSH

FDP-BRUSH
\$ 54.00



PAN PEEL

FDP-ALUM PEEL
\$ 59.00



WOODEN PADDLES

FDP-WOOD PADDLE
\$ 38.00



PIZZA PLATES

FDP-PANS
\$ 21.00



DOUGH SHEETS

FDP-DOUGH ROLLING SHEETS
\$ 21.00

ACCESSORY KIT

Includes the holder, brush, wooden paddle, aluminum pans(2), aluminum peel, and the dough rolling sheets (2)

FDP-ACCESSORY KIT
\$ 252.00



Includes Oven, Stainless Steel Hearth, Ready To Finish Enclosure


Color Choices



OCEAN BLUE




POOL BLUE




BLACK ONYX



COPPER



RETRO



SIMPLY RED

VINYL COVERS

FDP-COVER-VILLA
\$ 322.00

FDP-COVER-FORNO
\$ 536.00



Please Note: Ordering an LP product will add 3% to MSRP.

HPC FIRE SMOKER


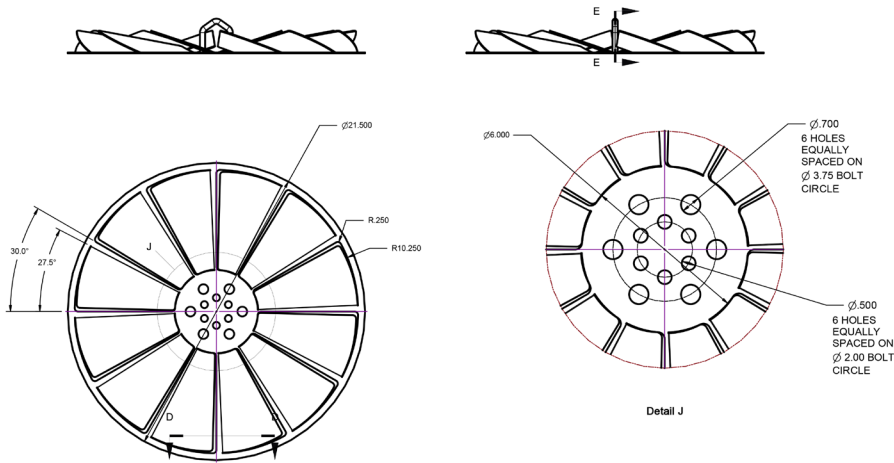
The HPC Fire Drum Smoker utilizes vortex technology to evenly smoke and cook food to perfection. This unique feature also maintains temperature and burns wood slower allowing for up to an 18 hour cook time on 1 bag of lump charcoal HPC's smoker offers cost savings and yields mouth watering smokey flavors. With this design you can hang roast whole chickens from the cooking surface and also smoke anything you would like above it allowing for more food to be smoked at once. The fuel saving design offers versatility and can be used to prepare small amounts of food..

This design has a custom vortex plate in the bottom of the smoker as well as the unique way it draws air in allowing for a cyclone effect of smoke that touches every inch of the food you are smoking. This unique design allows for more smoke and more flavor without sacrificing cooking time and quality.

The fuel savings design offers versatility giving consumers the option to smoke as little or as much food as you want.

MSRP \$ 1932.59

PATENTED DUAL INTAKE AND VANE TECHNOLOGY



APPEARANCE ACCESSORIES



FIRE LOGS

CONCRETE OUTDOOR LOGS

Second only to the flame itself, nothing says outdoor fire pit like a beautiful set of fire logs. HPC is introducing a new line of fire logs this year. This new line-up features logs that are intricately detailed and

extremely durable. To give our logs a true realistic appearance, they are actually cast from real pieces of wood. Nearly impossible to tell from the real thing! Three distinctive styles, in 9-piece or 16-piece sets.



ARIZONA WEATHERED OAK

A classic look. The Arizona Weathered Oak fire log set features deeply contoured bark, all intricately hand-painted. Beautiful from every angle.

SPECIFICATIONS

Style	Model	Piece	Size	MSRP
Arizona	FPL18/24AW09	9	12"-18"	\$ 500.37
Weathered Oak	FPL30/36AW016	16	14"-18"	\$ 920.23



ASPEN BIRCH

Logs with a contemporary flair, these Aspen Birch fire logs fit very well with rectangular and linear fire pits.

SPECIFICATIONS

Style	Model	Piece	Size	MSRP
Aspen	FPL18/24AB9	9	11"-18"	\$ 500.37
Birch	FPL30/36AB16	16	13"-18"	\$ 920.23



WESTERN DRIFTWOOD

A new design, the Western Driftwood fire log set really looks like its pieces were picked up off the beach. Beautiful whether the fire is burning or not.

SPECIFICATIONS

Style	Model	Piece	Size	MSRP
Western	FPL18/24WD9	9	10"-18"	\$ 500.37
Driftwood	FPL30/36WD16	16	10"-21"	\$ 920.23

LAVA & CERAMIC ROCK

LAVA ROCK



Lava Rock is proven to increase combustion efficiency while maintaining a classy look for any fire pit. The size of each piece of rock varies from 1" to 2". Lava rock is sold in 1/2 cubic foot increments. Serves as an excellent base for our specially designed outdoor logs.

Model	Size	MSRP
657	1"-2" Size	\$ 28.32

ROLLED LAVA STONE



Unique finish lava stone rolled smooth. Available in 1/2 cubic foot bags.

Model	Color	Size	MSRP
857S	Black	1"-2" Size	\$ 157.76
857M	Black	2.5"-4.5" Size	\$ 189.12

CERAMIC RIVER ROCK SERIES

Looking for something other than lava rock or glass? HPC's River Rock Series are made from lightweight ceramic fiber and are gel casted. The durable design allows the river rock to withstand outdoor elements. Each set comes with an 84 piece assortment of large and small stones (large pieces are 4 1/2", small pieces are 2 1/2"). One set is 1/2 cubic foot (15 lbs). Available in two styles — black or multi color (light and dark brown, gray, and black)

Black



Multicolor




Model	Color	Size	MSRP
FPR84MC	Multicolor	2.5" - 4.5" Size	\$ 449.15
FPR84BL	Black	2.5" - 4.5" Size	\$ 422.27




 Please Note: Ordering an LP product will add 3% to MSRP.

FIRE GLASS



NEED HELP? CHECK OUT OUR GLASS CALCULATOR AT HPCFIRE.COM!


*HPC has 10 colors to choose from - The glass shown- is 1/4"
Sold in 10 lb increments (Priced per 1 lb)*




FPGLCOALTBLUE
MSRP \$ 3.87



FPGLPACIFICBLUE
MSRP \$ 3.87



FPGLPACBLUEREFL
MSRP \$ 4.37



FPGLBLACK
MSRP \$ 3.87



FPGLCLEAR
MSRP \$ 3.87



FPGLSTARFIRE
MSRP \$ 3.87



FPGLGRAYREFLEC
MSRP \$ 4.37



FPGLCOPPER
MSRP \$ 3.87



FPGLBLACKREFL
MSRP \$ 4.37



FPGLBRONZE
MSRP \$ 3.87

GLASS WIND GUARDS

HPC provides high quality glass wind guards specially designed to complement as well as provide additional safety for HPC fire pit inserts: round, square, rectangle and linear. Made from durable tempered glass

to ensure a long lasting, heat resistant product. Wind guards reduce flame disturbance and prevent loose items from getting too close to the flames.

Features:

Tempered Glass - Heavy duty 3/16" clear glass that is tempered to improve durability and allows it to withstand high temperatures. Depending on wind guard size- 4 or 6 sections complete the desired shape.

Brackets- Polished aluminum brackets and plastic support feet provided.



Round Wind Guard



Square Wind Guard



Rectangle Wind Guard



Linear Wind Guard

Specifications

Shape	Size	Model	Height	MSRP
Round	23"	WG23-RD	6"	\$ 310.96
	30"	WG30-RD	6"	\$ 372.91
	38"	WG38-RD (6 Pieces)	6"	\$ 466.55
	48"	WG48-RD (6 Pieces)	6"	\$ 586.40
Square	25x25"	WG25-SQ	6"	\$ 213.18
	31x31"	WG31-SQ	6"	\$ 230.85
	37x37"	WG37-SQ	6"	\$ 254.38
	43x43"	WG43-SQ	6"	\$ 275.39
Rectangle	49x49"	WG49-SQ	6"	\$ 310.96
	31x19"	WG31X19-RECT	6"	\$ 235.45
	37x19"	WG37X19-RECT	6"	\$ 253.13
	43x21"	WG43X21-RECT	6"	\$ 275.39
Linear	49x21"	WG49X21-RECT	6"	\$ 301.98
	61x23"	WG61X23-RECT	6"	\$ 355.23
	31X15"	WG31X15-L	6"	\$ 230.85
	43X15"	WG43X15-L	6"	\$ 266.68
	55X15"	WG55X15-L	6"	\$ 328.63
	67X15"	WG67X15-L	6"	\$ 364.19

WIND GUARD REPLACEMENT CLIPS

Replacement clips for HPC Wind Guards (one clip per pack). Please note if needing a bottom clip, will need rubber foot, also found below.

Model	Description	MSRP
WG-CC-RD	Replacement chrome clip for round wind guards	\$ 11.74
WG-CC-SQ/RECT	Replacement Chrome Corner Clip For Square & Rectangle Wind Guards	\$ 11.74

WIND GUARD REPLACEMENT RUBBER FEET

Replacement rubber feet for HPC Wind Guards (one foot per pack).

Model	Description	MSRP
WG-RUBBER FOOT-RD	Replacement rubber foot for round wind guards	\$ 6.25
WG-RUBBER FOOT-SQ/RECT	Replacement rubber foot for square & rectangle wind guards	\$ 6.25




WIND GUARD EXTENSION KIT AND PARTS

The WG-EXT/STR KIT allows you to combine rectangle, linear and square HPC wind guards.

Model	Description	MSRP
WG-EXT/STR KIT	Complete Kit - 4 Extension chrome straight clips and 4 extension glass supports with rubber foot	\$ 88.55
WG-SC	Replacement extension chrome straight clip for square & linear wind guards-used for extending lengths on glass panels	\$ 11.74
WG-EGS	Replacement extension glass support with rubber foot	\$ 11.74

WG-EXT/STR KIT



WG-EXT/STR KIT installed

FIRE PIT COVERS

ROUND ALUMINUM COVERS - TALL

These lightweight aluminum hard covers are powder coated in UV, high-heat resistant textured black or glossy copper finish. They are available in two sizes - 32" (15lbs) and 44" (20lbs).

Color	Size	Models	Height	Weight	MSRP
Copper Vein	32"	FPHC-32C	10"	15 lbs	\$ 1018.66
	44"	FPHC-44C	14"	20 lbs	\$ 1190.16
Black	32"	FPHC-32BL	10"	15 lbs	\$ 1018.66
	44"	FPHC-44BL	14"	20 lbs	\$ 1190.16




ROUND ALUMINUM COVERS - SHORT



Color	Size	Models	Height	Weight	MSRP
Copper Vein	24"	FPHC-24C	1"	6 lbs	\$ 417.18
	36"	FPHC-36C		13 lbs	\$ 762.70
	48"	FPHC-48C		23.5 lbs	\$ 906.07
Black	24"	FPHC-24BL	1"	6 lbs	\$ 417.18
	36"	FPHC-36BL		13 lbs	\$ 762.70
	48"	FPHC-48BL		23.5 lbs	\$ 906.07

COPPER COVERS FOR COPPER BOWLS



Shape	Finish	Models	Size	Height	Weight	MSRP
Round	Hammered	FPHC-26TEMP/32MESA	19"	8.5"	7.5 lbs	\$ 835.39
	Hammered	FPHC-31TEMPE	32"	5.75"	15 lbs	\$ 1245.61
Square	Smooth	FPHC-36SIERRA-SQ	26"X26"	7"	13 lbs	\$ 1245.61
	Hammered	FPHC-40SEDONA-SQ	30"X30"	7"	13.5 lbs	\$ 1518.58

STAINLESS STEEL COVERS

These stainless steel covers are constructed of #304, 20 gauge material. Great for covering fire pits without outdoor logs. Linear trough covers are designed specifically for our trough series, suited for match lit, manual

ignition, or remote electronic ignition models. HPC covers are lightweight and have handles for ease of use.

LINEAR

Stainless	Size	Model	Handle	Weight	MSRP
Brushed	28" x 9.5"	TPHC-24SS	1	11 lbs	\$ 268.75
	40" x 9.5"	TPHC-36SS	1	13 lbs	\$ 325.05
	52" x 9.5"	TPHC-48SS	2	15 lbs	\$ 483.70
	64" x 9.5"	TPHC-60SS	2	18lbs	\$ 570.79



RECTANGLE

Stainless	Size	Model	Handle	Weight	MSRP
Brushed	28" x 16"	HPHC-24X12SS	1	16 lbs	\$ 337.81
	34" x 16"	HPHC-30X12SS	1	18 lbs	\$ 396.71
	40" x 18"	HPHC-36X14SS	1	20 lbs	\$ 473.53
	46" x 18"	HPHC-42X14SS	2	22 lbs	\$ 532.30
	58" x 20"	HPHC-54X16SS	2	28 lbs	\$ 591.20



1" height on all steel covers

VINYL COVERS

Made of durable vinyl, they protect fire pits and enclosures from debris and elements. The round covers have elastic and the rectangle covers

have a pull string at the bottom for ease of use.

NOTE: Skirt Length 10"

ROUND COVERS

Models	Fits Enclosures	MSRP
FPC-35	23" ~ 35"	\$ 94.67
FPC-45	30" ~ 45"	\$ 112.35
FPC-53	35" ~ 53"	\$ 127.16
FPC-64	43" ~ 64"	\$ 180.67
FPC-76	60" ~ 76"	\$ 201.15

GREY ROUND COVERS

Models	Fits Enclosures	MSRP
FPC-53-GR	35" ~ 53"	\$ 126.43



SQUARE COVERS

Models	Fits Enclosures	MSRP
FPC-48SQ	36" ~ 48"	\$ 174.81
FPC-60SQ	45" ~ 60"	\$ 201.15

GREY SQUARE COVERS

Models	Fits Enclosures	MSRP
FPC-60SQ-GR	45" ~ 60"	\$ 201.15



RECTANGLE COVERS

Models	Fits Enclosures	MSRP
FPC-44X30	34x20" ~ 44x30"	\$ 165.57
FPC-62X30	52x20" ~ 62x30"	\$ 204.47
FPC-78X40	68x30" ~ 78x40"	\$ 213.18
FPC-90X40	80x30" ~ 90x40"	\$ 177.61
FPC-94X30	84x20" ~ 94x30"	\$ 234.17
FPC-102X40	92x30" ~ 102x40"	\$ 192.43
FPC-114X40	104x30" ~ 114x40"	\$ 221.88
FPC-130X30	120x20" ~ 130x30"	\$ 266.68

GREY SQUARE COVERS

Models	Fits Enclosures	MSRP
FPC-78X40-GR	45" ~ 60"	\$ 212.45



EVOLUTION 360 AND H2ONFIRE COVERS

Model	Style	MSRP
FPC-84WB	Basin	\$ 293.28
FPC-35	Bowl	\$ 94.67



SMALL TANK COVER

Model	MSRP
ST-COVER	\$ 44.61



TK TORCH COVER

TK Torch Cover w/Elastic Hem
(3.5" Top Dia x 9.5" Bottom Dia. x 14" Height)

Model	MSRP
FPC-TK TORCH	\$ 68.07



STAINLESS STEEL ACCESS DOORS

Stainless steel access doors are available for all FPPK and MLFPK Hard pipe Models.

Model	Style	MSRP
AD-RM6X6SS	6x6 Recess Mount	\$ 257.78
AD-RM8X8SS	8x8 Recess Mount	\$ 309.31
AD-SM8X8SS	8x8 Surface Mount	\$ 520.80



Recess Mount

Surface Mount

ENCLOSURE VENTS

Stainless Steel vents for enclosures.

Material	Style	Size	Model	MSRP
Stainless	Flat	9"x4"	EV-8X4SS	\$ 50.12
	Flat	12"x6"	EV-12X6SS	\$ 55.06
	Louvered	14"x4.5"	EV-14X4.5SS	\$ 55.06



Flat

Louvered

INSTALL ACCESSORIES



DECK INSTALLATION KIT (EI, FPPK & MLFPK)

This kit is needed when installing a gas fire pit on a wood or composite deck. It provides flame and excess heat protection around input flex line connection(s). The basalt insulation is for inside the fire pit enclosure or bowl and should be placed over a layer of paver blocks (1" min. thickness). Incoming gas stub must protrude through the deck, paver

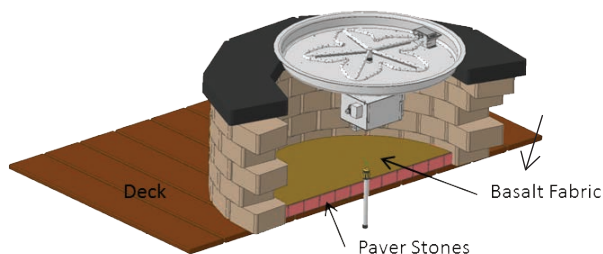
blocks and insulation for fire pit flex line connection. Kit includes basalt insulation and instructions- basalt insulation measures 39.3" x 39.3" (1 sq. meter)- larger fire pits will require more pieces. The insulation is easily cut with utility knife.

FPI-DECK20SQ - MSRP \$ 23.99


For fire bowls- includes basalt insulation- 19.6" x 19.6"

FPI-DECK39SQ - MSRP \$ 54.36

For fire pits- includes basalt insulation- 39.3" x 39.3" (1 sq. meter).



MATCH LIT MODELS (MLFPK) PAVER BLOCK BRACKET



KVMB-PB - \$ 124.36

Designed for the Dante Valve, this bracket allows flexibility and installation ease of the MLFPK decorative key valve. The face plate is adjustable from 8" to 12" width accommodating most pavers. The valve is securely mounted to bracket using decorative flange. (8-12"W x 3.875H x 5"D)

IMPORTANT: For use only with DANTE Valve #327-CH (Pg. 54)

REPLACEMENT REMOTE SMALL TANK KIT - LP (FPPK & MLFPK)

STLPK - \$ 140.85

This kit is for use with CSA certified FPPK and MLFPK fire pit models less than 90k Btu- see fire pit insert section for approved models. The kits includes a 90-degree regulator with 72" hose, 24" Flex Line, small tank L-Bracket and fittings for FPPK or MLFPK connection.

For use with CSA Certified FPPK & MLFPK fire pit inserts only



MATCH LIT SPARK IGNITER KIT

SIK36 - \$ 57.20


Can't find matches or a lighter for a match-lit fire pit? No problem! HPC now offers a "Match-Lit Plus" Spark Ignitor Kit. The kit is easily installed and makes any match-lit fire pit much more convenient to light. Included in the kit is the spark ignitor itself, plus the battery-activated push-button mounting plate (battery included).



Please Note: Ordering an LP product will add 3% to MSRP.

FLEX FORM INSTALL COLLARS


The flex form installation collar merges the gap between the fire pit structure and the insert pan for easy installation. This flexible install collar allows for an easy 3 step installation, saving you time with our one size fits all product. The collar can be formed to fit any shaped fire pit and offers an auto centering feature with a curved lip..



FLEXIBLE INSTALL COLLAR - INCLUDES 2 PER CARTON


Model	Size (1)	Includes	MSRP
IC44SS-FF	44x6.2"	2 per carton	\$ 364.46

Step 1



Place the collar

Step 2



Install the collar

Step 3



Install the insert

REGULATORS



770-150

150k Btu pressure regulator
Natural Gas : 5 psi input
Liquid Propane: 2 psi input
1/2"x1/2", 4"-12" water column
MSRP \$ 132.43



770-300

300k Btu pressure regulator
Natural Gas : 5 psi input
Liquid Propane: 2 psi input
1"x1", 4"-12" water column
MSRP \$ 204.90



658

100k Btu LP pressure regulator
3/8" x 3/8", 4"-12" water column
MSRP \$ 53.38



770-13A15

MAXITROL Vent protector with a 1/8" inlet made for 770-150
MSRP \$ 23.43



770-13A15-5

MAXITROL Vent protector with a 3/8" inlet made for 770-300
MSRP \$ 32.41

GRILL REPAIR REGULATOR & HOSE - LP



658/90-18

18" Rubber Hose
90 degree Regulator
100k Btu, 3/8 Fitting
MSRP \$ 36.80



658SS/90-36

36" Braided SS Hose
90 degree Regulator
100k Btu, 3/8 Fitting
MSRP \$ 71.91

658/90-36

36" Rubber Hose
90 degree Regulator
100k Btu, 3/8 Fitting
MSRP \$ 57.48



NATURAL GAS/PROPANE BBQ AND APPLIANCE OUTLET (581)

Designed for Indoor/Outdoor Application
Heavy Duty 20 Gauge Stainless Steel Outlet Cover
CSA-AGA/CGA Approved to -40 Degrees F
60k Btu Natural Gas, 90k Btu Propane Gas
5 PSIG maximum operation pressure
Lockable safety feature denies connect/disconnect while gas is flowing.
Manual gas valve with appliance connection.

Models	Description	MSRP
580	144"x3/8" with quick disconnect assembly	\$ 105.46
580-1	144x3/8" with Male Quick Disconnect Only	\$ 78.78
580-V	Female Quick Disconnect Fitting	\$ 62.15
581	Appliance Outlet	\$ 184.75

NATURAL GAS/LP QUICK DISCONNECT HOSE ASSEMBLY (580)

144" x 3/8" I.D.
Gray PVC Galvanized Steel Hose
CSA-AGA/CGA approved to -40 Degrees F
Quick Disconnect Nipple and Socket dust cap
Attached Hose and Quick Disconnect Installation Instructions



FLEX LINE

STANDARD CAPACITY FLEX LINE

All standard capacity flex lines are 1/2" OD and 3/8" ID with 1/2" female pipe threads on one end and 3/8" male pipe threads on the other.

Model	Length	BTU/HR (NG)	BTU/HR (LP)	Flare Size	Fittings Included (Two)	MSRP
SSC6	6"	110,000	177,000	1/2"	3/8"MIP, 1/2" FIP	\$ 20.04
SSC12	12"	102,000	163,200	1/2"	3/8"MIP, 1/2" FIP	\$ 20.32
SSC18	18"	93,000	148,960	1/2"	3/8"MIP, 1/2" FIP	\$ 20.85
SSC24	24"	85,000	136,000	1/2"	3/8"MIP, 1/2" FIP	\$ 24.98
SSC30	30"	77,000	123,360	1/2"	3/8"MIP, 1/2" FIP	\$ 27.90
SSC36	36"	71,000	113,760	1/2"	3/8"MIP, 1/2" FIP	\$ 31.55
SSC48	48"	60,500	96,800	1/2"	3/8"MIP, 1/2" FIP	\$ 34.66



HIGH CAPACITY FLEX LINE

All high capacity flex lines are 5/8" OD and 1/2" ID with 1/2" female pipe threads on one end and 1/2" male pipe threads on the other.

Model	Length	BTU/HR (NG)	BTU/HR (LP)	Flare Size	Fittings Included (Two)	MSRP
SSC-HC12	12"	180,000	288,000	3/4"	1/2" MIP, 1/2" FIP	\$ 23.70
SSC-HC18	18"	164,000	262,700	3/4"	1/2" MIP, 1/2" FIP	\$ 28.16
SSC-HC24	24"	150,000	240,000	3/4"	1/2" MIP, 1/2" FIP	\$ 33.12
SSC-HC30	30"	136,000	217,600	3/4"	1/2" MIP, 1/2" FIP	\$ 37.52



ULTRA HIGH CAPACITY FLEX LINE

All high capacity flex lines are 1" OD and 3/4" ID with 3/4" female pipe threads on one end and 1" male pipe threads on the other.

Model	Length	BTU/HR (NG)	BTU/HR (LP)	Flare Size	Fittings Included (Two)	MSRP
SSC-HHC24	24"	291,000	465,400	1"	3/4" MIP, 3/4" FIP	\$ 72.44
SSC-HHC36	36"	256,000	409,400	1"	3/4" MIP, 3/4" FIP	\$ 110.03

TRANQUIL WHISTLE-FREE FLEX LINE

HPC has been a long time supplier of reliable, maintenance-free flex lines. We offer our Tranquil Flex Line Series to eliminate the nuisance whistling found on those tough installs. Sizes available in standard capacity are 12", 18", 24", and 30" lengths. These are stainless steel with 3/8" ID and are in stock and ready for shipment.

Model	Length	BTU/HR (NG)	BTU/HR (LP)	Flare Size	Fittings Included (Two)	MSRP
SSC-W12	12"	102,000	163,200	1/2"	3/8"MIP, 1/2" FIP	\$ 21.60
SSC-W18	18"	93,000	148,960	1/2"	3/8"MIP, 1/2" FIP	\$ 29.45
SSC-W24	24"	85,000	136,000	1/2"	3/8"MIP, 1/2" FIP	\$ 33.86
SSC-W30	30"	77,000	123,360	1/2"	3/8"MIP, 1/2" FIP	\$ 42.71



TRANQUIL WHISTLE-FREE, STANDARD CAPACITY (BLACK)

Model	Length	BTU/HR (NG)	BTU/HR (LP)	Flare Size	Fittings Included (Two)	MSRP
SSCB-W18	18"	93,000	148,960	1/2"	3/8"MIP, 1/2" FIP	\$ 39.12
SSCB-W24	24"	85,000	136,000	1/2"	3/8"MIP, 1/2" FIP	\$ 42.71
SSCB-W30	30"	77,000	123,360	1/2"	3/8"MIP, 1/2" FIP	\$ 54.98



* Natural Gas maximum Btu/hr: Straight Length Capacity; 0.64 SG, 1,000 Btu per Cu. Ft. at .5 water column pressure drop
** Liquid Propane Maximum Btu/hr: Straight Length Capacity; 1.55 SG, 2,500 Btu per Cu. Ft. at .5 water column pressure drop

FIRE PIT PANS

May require use of FRSB-11 Burner Brackets - Sold Separately - All Gas Inlets are Welded Nipple

ROUND BOWL STYLE- STAINLESS STEEL (#304)

Size	Model	Gauge	Inlet	MSRP	FRSB-11
13"	570-13	18g	1/2"	\$ 334.49	3
19"	570-19	18g	1/2"	\$ 429.47	3
25"	570-25	18g	1/2"	\$ 592.25	3
31"	570-31	18g	1/2"	\$ 675.41	3
31"	570-31HC	18g	3/4"	\$ 776.06	3
37"	570-37HC	18g	3/4"	\$ 826.71	3
43"	570-43HC	18g	3/4"	\$ 1081.15	3

SOLD SEPARATELY

ROUND FLAT STYLE- STAINLESS STEEL (#304)

Size	Model	Gauge	Inlet	MSRP	FRSB-11
7.75"	571-8	18g	1/2"	\$ 162.79	3
13.75"	571-14	18g	1/2"	\$ 281.23	3
17.75"	571-18	18g	1/2"	\$ 177.61	3
23.75"	571-24	18g	1/2"	\$ 325.85	3
29.75"	571-30	18g	1/2"	\$ 467.89	3
35.75"	571-36	18g	1/2"	\$ 637.06	3
35.75"	571-36HC	18g	3/4"	\$ 710.78	3
41.75"	571-42HC	18g	3/4"	\$ 776.06	3
53.75"	571-54HC	18g	3/4"	\$ 1333.01	3

SOLD SEPARATELY

SQUARE FLAT STYLE- STAINLESS STEEL (#304)

Size	Model	Gauge	Inlet	MSRP	FRSB-11
18"	571-18SQ	18g	1/2"	\$ 221.88	3
24"	571-24SQ	18g	1/2"	\$ 289.96	3
30"	571-30SQ	18g	1/2"	\$ 414.65	3
36"	571-36HCSQ	18g	3/4"	\$ 503.72	3
42"	571-42HCSQ	18g	3/4"	\$ 710.78	3

SOLD SEPARATELY

SQUARE BOWL STYLE- STAINLESS STEEL (#304)

Size	Model	Gauge	Inlet	MSRP	FRSB-11
18"	570-18SQ	18g	1/2"	\$ 281.77	3
24"	570-24SQ	18g	1/2"	\$ 381.62	3
30"	570-30SQ	18g	1/2"	\$ 455.85	3
36"	570-36HCSQ	18g	3/4"	\$ 666.51	3
42"	570-42HCSQ	18g	3/4"	\$ 737.63	3

SOLD SEPARATELY



LINEAR INTERLINK STYLE

Sold with T-Burner - See Pg. 79



LINEAR TROUGH STYLE

Sold with T-Burner - See Pg. 79



RECTANGLE BOWL STYLE

Sold with H-Burner - See Pg. 80

FRSB-11 BRACKET

This unique bracket is universal to all HPC burners making them more rigid than competitive models.



The LP Kit includes the burner, properly sized air mixer, and fittings.

The NG Kit includes the burner.

PENTA BURNERS- STAINLESS STEEL (#304)

Size	Gas Type	Model	Inlet	Btu	MSRP
12"	Natural Gas	PENTA12 KIT	1/2"	65k	\$ 127.12
18"	Natural Gas	PENTA18 KIT	1/2"	125k	\$ 164.22
24"	Natural Gas	PENTA24 KIT	1/2"	200k	\$ 201.57
30"	Natural Gas	PENTA30 KIT	3/4"	250k	\$ 248.81
36"	Natural Gas	PENTA36 KIT	3/4"	300k	\$ 313.50
48"	Natural Gas	PENTA48 KIT	3/4"	300k	\$ 350.84

5% DISCOUNT

Model	Bulk Qty.
PENTA12	10
PENTA18	10
PENTA24	10
PENTA30	5
PENTA36	5
PENTA48	5

INCLUDES BURNERS ONLY

Features:

Burner Ports-9 and 3 o'clock
Raised Hub Design
Patented Technology



Penta Burner

See Pg. 11 for Penta Burner Features

TORPEDO PENTA BURNERS- STAINLESS STEEL (#304)

Size	Gas Type	Model	Inlet	Btu	MSRP
12"	Natural Gas	TOR-PENTA12 KIT	1/2"	100k	\$ 152.54
18"	Natural Gas	TOR-PENTA18 KIT	1/2"	175k	\$ 197.06
24"	Natural Gas	TOR-PENTA24 KIT	1/2"	250k	\$ 241.88
30"	Natural Gas	TOR-PENTA30 KIT	3/4"	300k	\$ 298.58
36"	Natural Gas	TOR-PENTA36 KIT	3/4"	350k	\$ 376.19
48"	Natural Gas	TOR-PENTA48 KIT	3/4"	350k	\$ 421.00

5% DISCOUNT

Model	Bulk Qty.
TOR-PENTA12	10
TOR-PENTA18	10
TOR-PENTA24	10
TOR-PENTA30	5
TOR-PENTA36	5
TOR-PENTA48	5

INCLUDES BURNERS ONLY

ROUND BURNER- STAINLESS STEEL (#304)

Size	Gas Type	Model	Inlet	Btu	MSRP
6"	Natural Gas	FRS-6 KIT	1/2"	60k	\$ 77.16
12"	Natural Gas	FRS-12 KIT	1/2"	90k	\$ 89.57
18"	Natural Gas	FRS-18 KIT	1/2"	150k	\$ 134.43
24"	Natural Gas	FRS-24 KIT	1/2"	150k	\$ 179.14
24" (HC)	Natural Gas	FRS-24HC KIT	3/4"	300k	\$ 221.54
30"	Natural Gas	FRS-30 KIT	1/2"	300k	\$ 248.81
30" (HC)	Natural Gas	FRS-30HC KIT	3/4"	300k	\$ 266.26
36"	Natural Gas	FRS-36HC KIT	3/4"	300k	\$ 298.58
48"	Natural Gas	FRS-48HC KIT	3/4"	300k	\$ 587.32

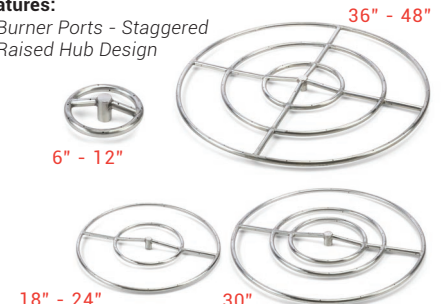
5% DISCOUNT

Model	Bulk Qty.
FRS6	10
FRS12	10
FRS18	10
FRS24	10
FRS24HC	10
FRS30	5
FRS30HC	5
FRS36HC	5
FRS48HC	5

INCLUDES BURNERS ONLY

Features:

Burner Ports - Staggered
Raised Hub Design



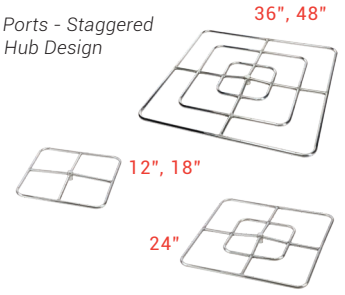
SQUARE BURNERS- STAINLESS STEEL (#304)

Size	Gas Type	Model	Inlet	Btu	MSRP
12"	Natural Gas	FRSSQ-12 KIT	1/2"	90k	\$ 131.90
18"	Natural Gas	FRSSQ-18 KIT	1/2"	150k	\$ 176.68
24"	Natural Gas	FRSSQ-24 KIT	1/2"	150k	\$ 273.68
36"	Natural Gas	FRSSQ-36HC KIT	3/4"	300k	\$ 378.24
48"	Natural Gas	FRSSQ-48HC KIT	3/4"	300k	\$ 500.13

BULK CARTON	5% DISCOUNT	
	Model	Bulk Qty.
	FRSSQ12	10
	FRSSQ18	10
	FRSSQ24	10
	FRSSQ36HC	5
	FRSSQ48HC	5
INCLUDES BURNERS ONLY		

Features:

Burner Ports - Staggered
Raised Hub Design



RECTANGLE BURNERS- STAINLESS STEEL (#304)


Size	Gas Type	Model	Inlet	Btu	MSRP
12"x 6"	Natural Gas	FRSR-12X6 KIT	1/2"	90k	\$ 99.53
18"x 9"	Natural Gas	FRSR-18X9 KIT	1/2"	150k	\$ 144.39
24"x 12"	Natural Gas	FRSR-24X12 KIT	1/2"	150k	\$ 236.39
36"x 18"	Natural Gas	FRSR-36X18 KIT	1/2"	200k	\$ 286.22
48"x 24"	Natural Gas	FRSR-48X24HC KIT	3/4"	300k	\$ 350.84

BULK CARTON	5% DISCOUNT	
	Model	Bulk Qty.
	FRSR12X6	10
	FRSR18X9	10
	FRSR24X12	10
	FRSR36X18	5
	FRSR48X24HC	5
INCLUDES BURNERS ONLY		

12" x 6" ~ 36" x 18"

Features:

Burner Ports - Staggered
Raised Hub Design



LINEAR BURNERS- INTERLINK PAN & T-BURNER, STAINLESS STEEL (#304)

Size (A")	Gas Type	Model	Inlet	Nozzle BTU	MSRP
25"X 8"	Natural Gas	TOR-IL25X8SS	1/2"	100k	\$ 369.93
37"X 8"	Natural Gas	TOR-IL37X8SS	1/2"	125k	\$ 486.07
49"X 8"	Natural Gas	TOR-IL49X8SS	1/2"	150k	\$ 579.29
61"X 8"	Natural Gas	TOR-IL61X8SS	1/2"	175k	\$ 934.63
73"X 8"	Natural Gas	TOR-IL73X8SS	1/2"	200k	\$ 991.39
97"X 8"	Natural Gas	TOR-IL97X8SS	1/2"	250k	\$ 1325.78
121"X 8"	Natural Gas	TOR-IL121X8SS	1/2"	300k	\$ 1956.49

Features:

Sidewalls add strength and hold media
Burner Ports - Staggered
Removable center section on some models
Raised Hub Design

Includes:

Pan, Burner and Brackets



LINEAR BURNERS- TROUGH PAN & T-BURNER STAINLESS STEEL (#304)

Size (A")	Gas Type	Model	Inlet	Nozzle BTU	MSRP
24"	Natural Gas	TOR-24SS TRGH	1/2"	100k	\$ 307.56
36"	Natural Gas	TOR-36SS TRGH	1/2"	125k	\$ 432.96
48"	Natural Gas	TOR-48SS TRGH	1/2"	150k	\$ 528.51
60"	Natural Gas	TOR-60SS TRGH	1/2"	175k	\$ 1113.77
72"	Natural Gas	TOR-72SS TRGH	1/2"	200k	\$ 1457.93
96"	Natural Gas	TOR-96SS TRGH	1/2"	250k	\$ 1980.09

Includes:

Pan, Burner and Brackets



Features:

Sidewalls add Rigidity
Burner Ports - Staggered



RECTANGLE BURNERS- STAINLESS STEEL (#304)

Size (A")	Gas Type	Model	Inlet	Nozzle BTU	MSRP
24" x 12"	Natural Gas	TOR-24X12SS-H	1/2"	125k	\$ 445.53
30" x 12"	Natural Gas	TOR-30X12SS-H	1/2"	150k	\$ 503.45
36" x 14"	Natural Gas	TOR-36X14SS-H	1/2"	175k	\$ 562.00
42" x 14"	Natural Gas	TOR-42X14SS-H	1/2"	200k	\$ 627.06
54" x 16"	Natural Gas	TOR-54X16SS-H	1/2"	250k	\$ 833.11
66" x 16"	Natural Gas	TOR-66X16SS-H	1/2"	300k	\$ 1207.30
78" x 16"	Natural Gas	TOR-78X16SS-H	1/2"	300k	\$ 1385.49
90" x 16"	Natural Gas	TOR-90X16SS-H	1/2"	300k	\$ 1592.80

Features:

Burner Ports - Staggered
Raised Hub Design
Sidewalls add Structure and Hold Media

Includes:

Pan, Burner and Brackets



LINEAR T-BURNERS- RAISED, STAINLESS STEEL (#304)

Size	Gas Type	Model	Inlet	Nozzle BTU	MSRP
24"	Natural Gas	TOR-LTBSS24 KIT	1/2"	100k	\$ 131.67
36"	Natural Gas	TOR-LTBSS36 KIT	1/2"	125k	\$ 159.03
48"	Natural Gas	TOR-LTBSS48 KIT	1/2"	150k	\$ 175.54
60"	Natural Gas	TOR-LTBSS60 KIT	1/2"	175k	\$ 219.47
72"	Natural Gas	TOR-LTBSS72 KIT	1/2"	200k	\$ 296.27
96"	Natural Gas	TOR-LTBSS96 KIT	1/2"	250k	\$ 381.05
120"	Natural Gas	TOR-LTBSS120 KIT	1/2"	300k	\$ 476.50

5% DISCOUNT

BULK CARTON	Nozzle	Model	Bulk Qty.
	TOR	LTBSS24	10
	TOR	LTBSS36	10
	TOR	LTBSS48	10
	TOR	LTBSS60	10
	TOR	LTBSS72	10
	TOR	LTBSS96	5
	TOR	LTBSS120	5

INCLUDES BURNERS ONLY

Features:

Burner Ports - Staggered
Raised Hub Design



FIRE PIT H-BURNERS- STAINLESS STEEL (#304)

Size	Gas Type	Model	Inlet	Nozzle BTU	MSRP
18"x 6"	Natural Gas	TOR-HBSB18 KIT	1/2"	125k	\$ 158.20
24"x 6"	Natural Gas	TOR-HBSB24 KIT	1/2"	150k	\$ 177.75
30"x 8"	Natural Gas	TOR-HBSB30 KIT	1/2"	175k	\$ 191.07
36"x 8"	Natural Gas	TOR-HBSB36 KIT	1/2"	200k	\$ 214.69
48"x 10"	Natural Gas	TOR-HBSB48 KIT	1/2"	250k	\$ 236.98
60"x 10"	Natural Gas	TOR-HBSB60 KIT	1/2"	300k	\$ 296.28
72"x 10"	Natural Gas	TOR-HBSB72 KIT	1/2"	300k	\$ 399.96
84"x 10"	Natural Gas	TOR-HBSB84 KIT	1/2"	300k	\$ 518.47

5% DISCOUNT

BULK CARTON	Nozzle	Model	Bulk Qty.
	TOR	HBSB18	10
	TOR	HBSB24	10
	TOR	HBSB30	10
	TOR	HBSB36	10
	TOR	HBSB48	10
	TOR	HBSB60	10
	TOR	HBSB72	10
	TOR	HBSB84	10

INCLUDES BURNERS ONLY

Features:

Burner Ports - Point Inward
Raised Hub Design



FLAME CONTROL SYSTEMS

DECORATIVE KEY VALVES

Key Valve Part Numbers: Key Valves are numbered as either Angled or Straight, and based off of color. For example, MAFB is described as Manual Angled Flat Black. MSFB would be Manual Straight Flat Black.

STANDARD CAPACITY VALVES (1/2")

1/4 Turn angle or straight manual ball valve with flange and key. 1/2" inlet and outlet. For floor or wall mounting.

Recommended for gas shut off of 150k Btu or less

HIGH CAPACITY VALVES (3/4")

1/4 Turn angle or straight manual ball valve with flange and key. 3/4" inlet and outlet. For floor or wall mounting.

Recommended for gas shut off of 400k Btu or less

DANTE VALVE



327-CH - \$ 41.22

CHROME FLANGE/ KEY

Valve	Inlet / Outlet	Models	MSRP
Angle	1/2"	MACB	\$ 36.83
	3/4"	MACB-HC	\$ 85.48
Straight	1/2"	MSCB	\$ 36.90
	3/4"	MSCB-HC	\$ 76.78



BRASS FLANGE/ KEY

Valve	Inlet / Outlet	Models	MSRP
Angle	1/2"	MABB	\$ 36.83
	3/4"	MABB-HC	\$ 102.38
Straight	1/2"	MSBB	\$ 35.56
	3/4"	MSBB-HC	\$ 76.78



FLAT BLACK FLANGE/ KEY

Valve	Inlet / Outlet	Models	MSRP
Angle	1/2"	MAFB	\$ 66.80
	3/4"	MAFB-HC	\$ 102.38
Straight	1/2"	MSFB	\$ 65.27
	3/4"	MSFB-HC	\$ 95.46



PEWTER FLANGE/ KEY

Valve	Inlet / Outlet	Models	MSRP
Angle	1/2"	MAPW	\$ 66.80
	3/4"	MAPW-HC	\$ 102.38
Straight	1/2"	MSPW	\$ 65.27
	3/4"	MSPW-HC	\$ 95.46



ANTIQUE BRASS FLANGE/ KEY

Valve	Inlet / Outlet	Models	MSRP
Angle	1/2"	MAAB	\$ 66.80
	3/4"	MAAB-HC	\$ 102.38
Straight	1/2"	MSAB	\$ 65.27
	3/4"	MSAB-HC	\$ 95.46



ANTIQUE COPPER FLANGE/ KEY

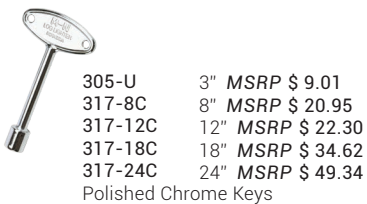
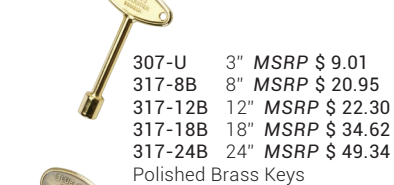
Valve	Inlet / Outlet	Models	MSRP
Angle	1/2"	MAAC	\$ 66.80
	3/4"	MAAC-HC	\$ 102.38
Straight	1/2"	MSAC	\$ 65.27
	3/4"	MSAC-HC	\$ 95.46



FLANGE AND KEY ONLY



KEYS



FLANGE ONLY

304 L Polished Chrome Flange
306 L Polished Brass Flange



317-3UAC 3" MSRP \$ 11.97
317-8AC 8" MSRP \$ 29.16
Antique Copper Key



317-3UPW 3" MSRP \$ 11.97
317-8PW 8" MSRP \$ 29.16
Pewter Key

MANUAL SPARK, FLAME SENSING (FPPK) CONTROL SYSTEMS

This system utilizes a standing pilot with thermocouple. Has flame sensing technology to safely manage the flame and gas flow. Offers manual flame height adjustment, manual switch spark igniter (battery operated), and a safety pilot valve mounted in a stainless steel box.

Size: 7.5"x6.5"x2.6"



BTU	Gas Type	Models	MSRP
140k	Natural Gas	FPPK-NG	\$ 490.56
	Liquid Propane	FPPK-LP	\$ 490.55

PILOT ASSEMBLY AND BLOWOUT BOX

See chart for recommended burner size.

Includes: Assembled stainless steel control box, 36" pilot assembly with spark igniter, and blowout box, flex line, hard pipe, and fittings.

Recommended FPPK Burner Size

Burner Type	Size w/ FPPK-HC	Size w/ FPPK-MC
Penta Series	18" ~ 30"	12" ~ 24"
Round Burner	18" ~ 30"	12" ~ 18"
H-Burner Series	30"X8" ~ 48"X10"	24"X6" ~ 30"X8"
Square Burner	18" ~ 24"	12" ~ 18"
T-Burner	50" ~ 72"	36" ~ 48"

NOTE: Burner too small could result in unsafe LP back pressure. Burner too large could result in small, undesirable flame height.

COMMERCIAL AUTOMATIC SHUTOFF TIMERS - 120VAC



694

2 Hour Timer

MSRP \$ 467.92



695

12 Hour Timer

MSRP \$ 509.33

Stainless Steel Rotary Timer (SPDT, 20A) 1/2" deep. Double gang box recommended. For use with NEMA 3R box for mounting.



694 NEMA

2 Hour Timer

MSRP \$ 624.62

695 NEMA

12 Hour Timer

MSRP \$ 679.41

NEMA 3R Box with 694 or 695 timer. Includes timer mounted into the NEMA 3R box for your convenience.



696

2, 4, 8 and 12 Hour Timer

MSRP \$ 239.52

Four preset switch for indoors. Can be set at 2, 4, 8, and 12 hours (SPDT, 20A). Fits single Gangbox

Available Now!!!



GT-ESTOP-2.5

2.5 Hour Timer

MSRP \$ 299.75

A combination of an "Emergency Stop" control switch, plus a Gas-turn-off timer that is adjustable up to 2-1/2 hours.

NG - 290,000 BTU/hr Max Capacity
LP - 430,000 BTU/hr Max Capacity

POWER SUPPLIES - FOR 24VAC & 12VAC MODELS

Input Primary - 120VAC, 60/50Hz, 1A max
Output Secondary - 24VAC & 12VAC, 60/50Hz, 4A



24VAC Model	Style	Use with	MSRP
311-PS1	1 Output	24 VAC	\$ 530.92
311-PS3	3 Outputs	24 VAC	\$ 727.97
311-PS5	5 Outputs	24 VAC	\$ 864.50

12VAC Model	Style	Use with	MSRP
313-PS1	1 Output	12 VAC	\$ 528.72
313-PS3	3 Outputs	12 VAC	\$ 798.54
313-PS5	5 Outputs	12 VAC	\$ 940.23

COMMERCIAL EMERGENCY STOP - 120VAC, 24VAC OR 12VAC

Perfect for commercial applications of Evolution 360 or EI systems. Push button with keyed reset allows supervisor confirmation. Safely turns off up to 3 circuits plus one fail safe function.



311-ESTOP-3

Size: 2.8" x 2.8" x 4", Rated for 600VA, 10A
Rated IP65 - Protection against dust and low pressure water from all directions.
MSRP \$ 451.86

For replacement Keys use product number:

E-STOP-KEY

MSRP \$ 55.06

120 VAC OUTDOOR ON/OFF REMOTE CONTROL



578-C

Used with EI Fire Pit Systems. 120 VAC models only. CARLON in-line power control with 3 prong in/out.
MSRP \$ 86.08





Photo - HPC Fire Inspired™

LOG LIGHTER BURNER- STAINLESS STEEL

Includes - stainless steel burner tube, LP air mixer NG orifice, connector end cap coupler and elbow, connected together in sections.

Custom Lengths Available

Model #	Size in inches	Gas	MSRP
SS17N	17"	NG	\$ 121.23
SS17P	17"	LP	\$ 121.23



MISCELLANEOUS PARTS

SPARK IGNITER COMPONENTS



690-AA

Mounts easily with 2 screws. Use with external switch.
AA batteries easy to replace.
Sealed battery compartment.
Dual ignition outlets
(Replaces #690) **MSRP \$ 45.80**



691AA-HPC

Screw-in cap holds unit in place.
Uses 1 AA battery. Sealed battery chamber. Easy Battery Replacement
MSRP \$ 44.10



130

Snap-in Type
One spark per button push.
MSRP \$ 12.53




131

Electrode to use with the 130 Spark Igniter pictured to the left
MSRP \$ 21.80

FPK PUSH BUTTON SPARK IGNITION KIT

Includes Spark Generator, Ignition, Mounting Plate and AA Battery



FPK **MSRP \$ 97.23**

FPLP SERIES SMALL LP TANK CONVERSION KIT

Includes Regulator, Air Mixer, 12' Hose with quick disconnect, shut off valve, and fittings.

Minimum Burner Size: 12"

Minimum T-Burner Size: 48"

IMPORTANT: If using glass media, glass application to burner must be minimal to avoid backpressure. Read instructions carefully.

Not for use with HPC **Certified** Inserts

FPLP40 - 40k Btu **MSRP \$ 245.82**
FPLP90 - 90k Btu **MSRP \$ 245.82**



REPLACEMENT COMPONENTS

EI SERIES REPLACEMENT COMPONENTS

Item	Model	MSRP
On/Off & HI/LO Models		
Silicon Nitride Igniter - 36"	312-SNI-24V	\$ 118.35
Thermocouple- 36"	311-T/C	\$ 34.31
Electronic Module	312-EIMOD	\$ 722.23
Transformer	576-75VA	\$ 94.28
Fuse (5A)	See Note*	

Item	Model	MSRP
On / Off Models Only		
Gas Valve	210-EI415	\$ 248.01

*Commonly found fast acting 5A Fuse

Item	Model	MSRP
High / Low Models Only		
Remote- Handheld	312-REMOTE	\$ 256.29
Remote- Transceiver	312-W/T	\$ 358.54
Antenna	312-ANTENNA	\$ 58.04
Antenna Bracket	312-AB	\$ 30.22
Antenna Extension Cable - 60"	AEK-60HI/LO	\$ 101.64
Gas Valve- 2 Stage	312-2STAGE415	\$ 376.89

EI SERIES REPLACEMENT PILOT ASSEMBLIES - ON/OFF & HI/LO MODELS

Gas	Btu Rating (Main)	Model	Length	MSRP
NG	50K ~ 275k	HSIP-36SS	36"	\$ 302.52
NG	300k Btu	HSIP-36SS-300NG	36"	\$ 302.52
NG	400k	HSIP-36SS-400NG	36"	\$ 302.52
LP	50K ~ 225k Btu	HSIP-36SS-50 / 225LP	36"	\$ 302.52
LP	250k ~ 400k Btu	HSIP-36SS-250 / 400LP	36"	\$ 302.52

REPLACEMENT COMPONENTS

HWI SERIES REPLACEMENT COMPONENTS

PLEASE NOTE: FOR MVK-HWI Control box we require the box be returned for repair. Please call use for support!



120-HWI
Burner Mount Clamp
MSRP \$ 62.93



311-T/C
36" Thermocouple
MSRP \$ 34.31



311-T/C 72
72" Thermocouple
MSRP \$ 69.22



311-T/C EXT
36" Extension
MSRP \$ 34.31



598HWI
Blowout Box
MSRP \$ 103.85



HWI-913
Igniter Repair Kit
MSRP \$ 113.39

HWI SERIES REPLACEMENT PILOT ASSEMBLIES



Gas	Btu Rating (Main)	Model	Length	MSRP
LP	50K ~ 225k Btu	HWIP-36SS-50 / 225LP	36"	\$ 286.73
LP	250k ~ 400k Btu	HWIP-36SS-250 / 400LP	36"	\$ 286.73

FPPK SERIES REPLACEMENT COMPONENTS



108-C
Safety Pilot Valve
(90k), FPPK-NG
MSRP \$ 98.88



109-C
Safety Pilot Valve (90k),
Rear Inlet Valve, 2010
FPPK Model
MSRP \$ 87.98



110
Safety Pilot Valve
(90k), Side Inlet, used
in FPPK-MC Box
MSRP \$ 87.98



691AA-HPC
Igniter Switch
MSRP \$ 44.10



FPPK-P36 NG
FPPK-P36 LP
36" Pilot Tube, T/C
MSRP \$ 122.59



598HWI
Blowout Box
MSRP \$ 103.85



111
Black Knob
MSRP \$ 6.79



902
Valve Face Plate
Nut (For 108-C
Valve)
MSRP \$ 1.37



100-HC
High Capacity Valve
(140k) used in
FPPK-HC Box
MSRP \$ 249.35



693
Igniter
MSRP \$ 53.38

FPK SERIES REPLACEMENT COMPONENTS



131
Spark Electrode
MSRP \$ 21.80



691AA-HPC
Igniter Switch
MSRP \$ 44.10

OTHER ELECTRONIC IGNITION COMPONENTS



576-40VA
24VAC Transformer - 40VA
MSRP \$ 37.86



576-100VA
24VAC Transformer - 100VA
MSRP \$ 309.03



210-EI
Honeywell 150k Valve
MSRP \$ 248.01



210-EIHC
Honeywell 270k Valve
MSRP \$ 299.75



210-EI415
Honeywell 415K Valve
MSRP \$ 248.01



210-EI MOD
Honeywell IPI Module
MSRP \$ 269.82

FIRE PIT ACCESSORIES CHART

THIS CHART WILL HELP YOU DETERMINE WHAT SIZE AND HOW MUCH OF AN ACCESSORY IS NEEDED

	OPTIONAL COMPONENTS				MEDIA		
	Vinyl Covers**	Outdoor Logs***	Wind Guards****	Install Collar IC44SS-FF	Lava Rock or Rolled Lava	Decorative Glass	River Rock
Size	(Pg. 73)	(Pg. 68)	(Pg. 71)	2 per box (Pg. 76)	(Pg. 69)	(Pg. 70)	(Pg. 69)

ROUND BOWL INSERTS (PG. 12)

					1 Bag ~ 1/2 cu. ft.	(Lbs)	(Box)
13"	FPC-35	FPL18xx	WG23-RD	1 Box	1 Bag	20	1
19"	FPC-45	FPL18xx	WG30-RD	1 Box	2 Bags	40	1
25"	FPC-45	FPL18xx	WG30-RD	1 Box	2 Bags	60	2
31"	FPC-53	FPL18xx	WG38-RD	1 Box	2 Bags	90	3
37"	FPC-53	FPL30xx	WG48-RD	2 Boxes	4 Bags	120	4
43"	FPC-64	FPL30xx	WG48-RD	2 Boxes	4 Bags	160	5

ROUND FLAT INSERTS (PG. 14)

14"	FPC-35	FPL18xx	WG23-RD	1 Box	1 Bag	30	1
18"	FPC-45	FPL18xx	WG23-RD	1 Box	2 Bags	30	1
24"	FPC-45	FPL18xx	WG30-RD	1 Box	2 Bags	50	2
30"	FPC-53	FPL18xx	WG38-RD	2 Boxes	2 Bags	80	3
36"	FPC-53	FPL30xx	WG38-RD	2 Boxes	4 Bags	110	4
42"	FPC-64	FPL30xx	WG48-RD	2 Boxes	4 Bags	150	5
54"	FPC-76	FPL30xx	N/A	3 Boxes	6 Bags	250	8

SQUARE BOWL INSERTS (PG. 16)

18"	FPC-48SQ	FPL18xx	WG25-SQ	1 Box	2 Bags	40	1
24"	FPC-48SQ	FPL18xx	WG31-SQ	2 Boxes	2 Bags	70	2
30"	FPC-60SQ	FPL18xx	WG37-SQ	2 Boxes	2 Bags	110	3
36"	FPC-60SQ	FPL30xx	WG43-SQ	2 Boxes	6 Bags	150	4
42"	FPC-60SQ	FPL30xx	WG49-SQ	2 Boxes	6 Bags	190	4

SQUARE FLAT INSERTS (PG. 18)

18"	FPC-48SQ	FPL18xx	WG25-SQ	1 Box	2 Bags	40	1
24"	FPC-48SQ	FPL18xx	WG31-SQ	2 Boxes	2 Bags	70	2
30"	FPC-60SQ	FPL18xx	WGzz37-SQ	2 Boxes	2 Bags	100	3
36"	FPC-60SQ	FPL30xx	WG43-SQ	2 Boxes	6 Bags	140	4
42"	FPC-60SQ	FPL30xx	WG49-SQ	2 Boxes	6 Bags	190	4

RECTANGLE BOWL INSERTS (PG. 20)

24X12"	FPC-62X30	FPL18xx	WG31X19-RECT	1 Box	2 Bags	40	1
30X12"	FPC-62X30	FPL18xx	WG37X19-RECT	1 Box	2 Bags	40	2
36X14"	FPC-78X40	FPL30xx	WG43X21-RECT	2 Boxes	2 Bags	60	2
42X14"	FPC-78X40	FPL30xx	WG49X21-RECT	2 Boxes	2 Bags	70	3
54X16"	FPC-78X40	FPL30xx	WG61X23-RECT	2 Boxes	4 Bags	100	3
66X16"	FPC-90X40	FPL30xx	N/A	2 Boxes	6 Bags	120	4
78X16"	FPC-102X40	FPL30xx (2)	N/A	3 Boxes	6 Bags	140	4
90X16"	FPC-114X40	FPL30xx (2)	N/A	3 Boxes	8 Bags	160	5

S-FIRE BURNER INSERTS (PG. 22) (LIMITED STOCK, TO BE DISCONTINUED)

36X14"	FPC-78X40	FPL18xx	WG43X21-RECT	2 Boxes	2 Bags	60	2
42X14"	FPC-78X40	FPL18xx	WG49X21-RECT	2 Boxes	2 Bags	70	3
54X16"	FPC-78X40	FPL30xx	WG61X23-RECT	2 Boxes	4 Bags	100	3
66X16"	FPC-90X40	FPL30xx	N/A	2 Boxes	6 Bags	120	4
78X16"	FPC-102X40	FPL30xx	N/A	3 Boxes	6 Bags	140	4



Please Note: Ordering an LP product will add 3% to MSRP.

THIS CHART WILL HELP YOU DETERMINE WHAT SIZE AND HOW MUCH OF AN ACCESSORY IS NEEDED

	OPTIONAL COMPONENTS				MEDIA		
	Vinyl Covers**	Outdoor Logs***	Wind Guards****	Install Collar IC44SS-FF	Lava Rock or Rolled Lava	Decorative Glass	River Rock
Size	(Pg. 73)	(Pg. 68)	(Pg. 71)	2 per box (Pg. 76)	(Pg. 69)	(Pg. 70)	(Pg. 69)

LINEAR TROUGH INSERTS (PG. 24)

24"	FPC-44X30	FPL18xx	WG31X15-L	1 Box	1 Bag	20	1
36"	FPC-62X30	FPL18xx	WG43X15-L	2 Boxes	2 Bags	30	1
48"	FPC-62X30	FPL30xx	WG55X15-L	2 Boxes	2 Bags	40	1
60"	FPC-94X30	FPL30xx	WG67X15-L	2 Boxes	2 Bags	40	1
72"	FPC-94X30	FPL30xx (2)	N/A	2 Boxes	2 Bags	50	2
96"	FPC-130X30	FPL30xx (3)	N/A	2 Boxes	2 Bags	60	2

LINEAR INTERLINK INSERTS (PG. 26)

25X8"	FPC-44X30	FPL18xx	WG31X15-L	1 Box	1 Bag	20	1
37X8"	FPC-62X30	FPL18xx	WG43X15-L	2 Boxes	2 Bags	30	1
49X8"	FPC-62X30	FPL30xx	WG55X15-L	2 Boxes	2 Bags	40	1
61X8"	FPC-94X30	FPL30xx	WG67X15-L	2 Boxes	2 Bags	40	2
73X8"	FPC-94X30	FPL30xx (2)	N/A	2 Boxes	4 Bags	50	2
97X8"	FPC-130X30	FPL30xx (3)	N/A	2 Boxes	4 Bags	60	2
121X8"	FPC-130X30	FPL30xx (3)	N/A	3 Boxes	6 Bags	80	3

Notes: **Vinyl Covers: Part numbers listed are commonly used sizes- other vinyl sizes and Hard Covers available (Pg. 73).

*****Outdoor Logs:** Part numbers listed are commonly used sizes- other sizes available (Pg. 68).

******Wind Guards:** Part numbers listed are commonly used sizes- For extra large fire pits, multiple wind guards can be combined to accommodate the larger size - other sizes available (Pg. 71).





INDOOR INDEX

SAFETY PILOT KITS

Side Inlet Valve Kits	88
Rear Inlet Valves Kits	89
Low Profile Valve Kits	91
LP Conversion Kits	91
Safety Pilot Replacement Valves	92
Thermocouples	93
Corrugated Pilot Tubing	93
Accessories	93
Reference Chart	94

MILLIVOLT KITS

Millivolt Kits	95
Flame Modulating Kits	97
Replacement Valves	98
Millivolt Valve Conversion	98
ODS Pilot Assemblies - Vent Free	99
Millivolt Thermopiles	99
Corrugated Pilot Tubing	99
Millivolt Pilot Assemblies	99
Reference Chart	100

ELECTRONIC IGNITION KITS

Electronic Ignition Kits	101
Dexen Electronic Ignition - On/Off System ..	103
Dexen Electronic Ignition - Modulating	103
Honeywell Components	104

REMOTE CONTROL KITS

Remote Control Kits - Battery Powered	105
Remote Control Kits - 120 Volt Powered	105
Remote Control Kits - Flame Modulating	106
Ultrasonic Remote Control Kits	106
On/Off Switches	107
Replacement Components	107

MANUAL VALVE KITS

Kits	107
Decorative Key Valves	108
Replacement Valves	109
Log Lighter Burner Kits	109

BURNERS & PANS

Burner Tubes	110
--------------------	-----

FLEX LINES

Low Capacity Flex Lines	111
Standard Capacity Flex Lines	112
Tranquil Whistle Free Flex Lines	112
High Capacity Flex Lines	112

ACCESSORIES

Platinum Bright Glowing Embers	113
--------------------------------------	-----

SPARK IGNITERS

Spark Igniters	114
Regulators	114

FIREPLACE ENHANCEMENTS

Fireplace Media and Enhancements	115
--	-----

SAFETY PILOT KITS

Let us assemble the kit tailored for your business needs— you choose valve / pilot assembly, fittings, heat shield, etc. We assemble & package with your assigned part #- all in one box!

The safety pilot valve provides a safe shutdown in the event of an interruption in the gas supply or flameout. Using a standing pilot provides a convenient means of lighting the main burner. The flame height is manually controlled using the valve adjusting knob. The valve also controls the main burner. HPC offers numerous kit configurations providing installation flexibility and convenient use.

Benefits: Flame Sensed, Manual flame height control, Simple main burner ignition.

SIDE INLET VALVE KITS - 70 SERIES

White
Rodgers.



70PKN-HC - High Capacity! 142K Btu

Safety pilot kit for natural gas applications with burner having 1/2" male threads on burner tube. Can easily mount straight out from burner pan or has fittings to allow valve to move forward and up from the floor away from the burner pan. Uses White Rodgers High Capacity 142k Btu, 250° valve. For LP applications use 70LPK-HC conversion kit (Pg. 91) - **MSRP \$ 358.00**

Kit Includes:

- White-Rodgers High Capacity Valve (#100-HC): Side Gas Inlet, 142k Btu, 250° Rating
- 18" Pilot Assembly with mounting bracket.
- Assorted fittings for valve / burner connection.
- Heat Shield for valve.
- 12" Flex Line for valve input.
- Black control knob with 4" stem extension.

White
Rodgers.



72PKNQM - 3" Swivel Flare Connection

"Quick Mount" swivel flare connector version for easy connection to burner. Uses Copreci 300°, 90K Btu side inlet valve. For natural gas applications with gas log sets having either 3/8" female thread, 3/8" male thread, or 1/2" male thread on end of the burner tube, 90k Btu. For LP applications use 70LPK-QM conversion kit (Page 91) - **MSRP \$ 173.41**

Kit Includes:

- Copreci Safety Pilot Valve (#110): Side Gas Inlet, 90k Btu, 300° Rating.
- 18" Pilot Assembly with mounting bracket.
- 3" Swivel Flare Connector for easy valve / burner connection.
- Heat Shield for valve.
- Black control knob with 4" stem extension.
- Assorted fittings for various burner threads.



72PKN - Hard Pipe Connection

Hard pipe connection to burner with use of fittings. Uses Copreci 300°, 90k Btu side inlet valve. For natural gas applications with burners having 3/8" female, 3/8" male or 1/2" male thread. For LP applications use the 70LPK conversion kit (Pg. 91) - **MSRP \$ 163.36**

Kit Includes:

- Copreci Safety Pilot Valve (#110): Side Gas Inlet, 90k Btu, 300° Rating.
- 18" Pilot Assembly with mounting bracket.
- Assorted fittings for valve / burner connection.
- Heat Shield for valve.
- Black control knob with 4" stem extension.
- Assorted fittings for various burner threads.



172UPK - Hard Pipe Connection

Combines 72PKN & 70LPK for either LP or natural gas installations - **MSRP \$ 183.76**

Kit Includes:

- 72PKN components
- Vermiculite
- Air Mixer / Orifice
- Pilot Assembly LP Orifice.

REAR INLET VALVE KITS - 80 SERIES



80PKN - Hard Pipe Connection

Hard pipe connection to burner with use of fittings. Uses Copreci 300°, 90k Btu rear inlet valve. For natural gas applications with burners having 3/8" female, 3/8" male or 1/2" male thread. For LP applications use the 70LPK conversion kit (Pg. 91) - **MSRP \$ 155.43**

Kit Includes:

- Copreci Safety Pilot Valve (#109-C): Rear Gas Inlet, 90k Btu, 300° Rating.
- 18" Pilot Assembly with mounting bracket.
- Assorted fittings for valve / burner connection.
- Heat Shield for valve.
- Black control knob with 4" stem extension.
- Assorted fittings for various burner threads.



80PKNQM - 3" Swivel Flare Connection

"Quick Mount" swivel flare connector system. Uses 300° rear inlet Copreci Valve. All fittings for mounting to all "standard" type burner pans. Designed to fit burners having 3/8" female, 3/8" male or 1/2" male threads on burner tube, 90k Btu. For LP applications use 70LPK-QM conversion kit (Page 91) - **MSRP \$ 164.62**

Kit Includes:

- Copreci Safety Pilot Valve (#109-C): Rear Gas Inlet, 90k Btu, 300° Rating.
- 18" Pilot Assembly with mounting bracket.
- 3" Swivel Flare Connector for easy valve / burner connection.
- Heat Shield for valve.
- Black control knob with 4" stem extension.
- Assorted fittings for various burner threads.

SAFETY PILOT KITS *(CONTINUED)*

Let us assemble the kit tailored for your business needs— you choose valve / pilot assembly, fittings, heat shield, etc. We assemble & package with your assigned part #- all in one box!



81PKNQM - 1.5" Swivel Flare Connection

"Quick Mount" swivel Flare connector system. Uses Copreci 300° rear inlet valve. Uses 1 ½" swivel connector to give a more compact fit, and easier assembly. Designed to fit burner pans with 1/2" male threads on the end of the burner tube, 90k Btu. For LP applications use 70LPK-QM conversion kit (Page 91) - **MSRP \$ 163.35**

Kit Includes:

- Copreci Safety Pilot Valve (#109-C): Rear Gas Inlet, 90k Btu, 300° Rating.
- 18" Pilot Assembly with mounting bracket.
- 1.5" Swivel Flare Connector for easy valve / burner connection.
- Heat Shield for valve.
- Black control knob with 4" stem extension.
- Assorted fittings for various burner threads.



182UPK - Universal Natural Gas and Liquid Propane

Contains all components of 80PKN and 70LPK. This kit can be used for either Natural or LP installations - **MSRP \$ 181.33**

Kit Includes:

- 80PKN components (Page 66)
- Vermiculite
- Air Mixer / Orifice
- Pilot Assembly LP Orifice.

SPK-85 - Fully Assembled!

Comes to you fully assembled. Uses Copreci 300° rear inlet valve. Designed to fit only burner pans with 1/2" male threads on the end of the burner tube. For natural gas. 90k Btu. For LP applications use 70LPK conversion kit (Page 91) - **MSRP \$ 170.44**

Kit Includes:

- Copreci Safety Pilot Valve (#109-C): Rear Gas Inlet, 90k Btu, 300° Rating.
- 18" Pilot Assembly with mounting bracket.
- Assorted fittings for valve / burner connection.
- Heat Shield for valve.
- Black control knob with 4" stem extension.
- Assorted fittings for various burner threads.

LOW PROFILE VALVE KITS - 90 SERIES

91PKN - Hard Pipe Connection

Ultra low profile safety pilot kit that employs a Copreci rear inlet 90k Btu, 300° valve. Fits all standard type burner pans. Designed to fit burners with 3/8" female threads, 3/8" male threads and 1/2" male threads. For LP applications use 70LPK conversion kit (Page 91) - **MSRP \$ 164.21**

Kit Includes:

- Copreci Safety Pilot Valve (#108-C): Low Profile, Rear Gas Inlet, 90k Btu, 300° Rating.
- 18" Pilot Assembly with mounting bracket.
- Assorted fittings for valve / burner connection.
- Low Profile Heat Shield for valve.
- Black control knob with 4" stem extension.
- Assorted fittings for various burner threads.



91PKNQM - 1.5" Swivel Flare Connection

Quick Mount System uses 300° low profile, rear inlet Copreci valve. This kit is designed to fit all standard type burner pans. Designed to fit burners with 3/8" female threads, 3/8" male threads and 1/2" male threads. 90k Btu. For LP applications use 70LPK conversion kit (Page 91) - **MSRP \$ 170.44**

Kit Includes:

- Copreci Safety Pilot Valve (#108-C): Low Profile, Rear Gas Inlet, 90k Btu, 300° Rating.
- 18" Pilot Assembly with mounting bracket.
- 1.5" Swivel Flare Connector for easy valve / burner connection.
- Low Profile Heat Shield for valve.
- Black control knob with 4" stem extension.
- Assorted fittings for various burner threads.



CFPVC - Ceramic Fiber Pilot Valve Cover

Heat shield/valve cover made of light weight ceramic fiber and hand painted. Designed for safety pilot valves - **MSRP \$ 45.72**



LP CONVERSION KITS

70LPK

For use with 72PKN, 80PKN, 83PKN, SPK-85. Includes: Vermiculite, Air Mixer / Orifice, 2 LP Pilot Orifices - **MSRP \$ 34.40**

70LPK-HC

For use with 70PKN-HC. Includes: Vermiculite, 1/2" Air Mixer / Orifice, 2 LP Pilot Orifices - **MSRP \$ 44.73**

70LPK-QM

For use with 72PKNQM, 80PKNQM, 81PKNQM, and 91PKNQM. Includes: Vermiculite, Air Mixer / Orifice, 2 LP Pilot Orifices - **MSRP \$ 41.76**



SAFETY PILOT KITS *(CONTINUED)*

Let us assemble the kit tailored for your business needs— you choose valve / pilot assembly, fittings, heat shield, etc. We assemble & package with your assigned part #- all in one box!

SAFETY PILOT REPLACEMENT VALVES




100-HC

250° Rated Valve
Includes knob
High Capacity 142k Btu
MSRP \$ 249.35




108-C

Lowest Profile
300° Rated Valve
90k Btu
MSRP \$ 98.88



109-C

300° Rated Valve
Rear Inlet
90k Btu
MSRP \$ 87.98




110

300° Rated Valve
Side Inlet
90k Btu
MSRP \$ 87.98

PILOT ASSEMBLIES



102 Pilot Assembly



102-W Pilot Assembly



#107 Pilot Head

Model #	Gas	Description	MSRP
102*	NG	18" Leads, 90° 2-way Hood	\$ 25.90
102P	LP	18" Leads, 90° 2-way Hood	\$ 28.59
102-36	NG	36" Leads, 90° 2-way Hood	\$ 43.05
102-48	NG	48" Leads, 90° 2-way Hood	\$ 69.21
102-72	NG	72" Leads, 90° 2-way Hood	\$ 115.65
102-W	NG	18" Leads; White-Rodgers, 1-way Hood	\$ 24.91
107	NG	90° Hood Bracket and tubing (no T/C)	\$ 25.35

*Used in all Safety Pilot Kits



THERMOCOUPLES

120

Pilot assembly bracket- this bracket allows for mounting the pilot assembly to the burner pan by simply sliding bracket onto edge of pan. Works for most safety pilot and millivolt pilot assemblies. Measures 1.75" x 1.75".



Model #	Length	Description	MSRP
106M	18"	METRIC; DV thermocouple; quick drop.	\$ 23.64
106R	18"	Robertshaw- fits 102 & 102-P assembly	\$ 26.19
106W	18"	White-Rodgers- fits 102-W	\$ 15.87
106U	18"	Universal Thermocouple For use with Both Metric and Standard	\$ 24.91
117	36"	Robertshaw- 36" fits 102 & 102-P assembly	\$ 20.95
112	48"	Robertshaw- 48" fits 102 & 102-P assembly	\$ 20.95
116	72"	Robertshaw- 72" fits 102 & 102-P assembly	\$ 34.40
120	—	Pilot Burner Mounting Bracket	\$ 6.24



106M

THERMOCOUPLE THREAD ADAPTERS

These adaptors allow for valve / thermocouples of different type threads to be used -- allows for metric to be used with standard thread.



434

Metric M9 to standard 11/32" threads.

MSRP\$ 15.87

436

Metric M9 to Metric M8 threads.

MSRP\$ 15.87

CORRUGATED PILOT TUBING

Dormont corrugated, stainless steel pilot tube. 1/4" O.D.



Model #	Length	MSRP
654	18"	\$ 16.71
655	24"	\$ 21.65
649	36"	\$ 24.63
656	48"	\$ 32.99
651	60"	\$ 37.79
652	72"	\$ 43.05



ACCESSORIES



STEM EXTENSION - 101

4 " Extension
MSRP \$ 5.66



KNOB - 111

Pad Printed
MSRP \$ 6.79



SAFETY PILOT HEAT SHIELDS

122 - For 70 Series Kits - MSRP \$ 6.52
140 - For 80 Series Kits - MSRP \$ 17.98
140-L - For 90 Series Kits - MSRP \$ 16.71

SAFETY PILOT KITS (CONTINUED)

Let us assemble the kit tailored for your business needs– you choose valve / pilot assembly, fittings, heat shield, etc. We assemble & package with your assigned part #- all in one box!

Safety Pilot Kits Reference Chart

Model	Btu	Kit		Ignition	Manual Flame Modulating	Valve				For Burner Thread Type		Pilot Type
		Quick Mount	Fully Assembled			Rear Inlet	Side Inlet	Low Profile	LP Conv. Kit Option	3/8" ID/OD	1/2" OD	
		Note 1										
70PKNHC	142k			•	•		•		70 LPK HC		•	•
72PKN	90k			•	•		•		70 LPK	•	•	•
72PKNQM		•			•				70 LPK-QM			
172UPK					•				LP Kit Included			
80PKN	90k			•	•	•			70 LPK	•	•	•
80PKNQM		•			•				70 LPK-QM			
81PKNQM	90k	•		•	•	•			70 LPK-QM		•	•
182UPK (NG & LP)	90k			•	•	•			Included	•	•	•
83PKN					•				70 LPK			
91PKN	90k			•	•	•		•	70 LPK	•	•	•
91PKNQM		•							70 LPK-QM			
SPK-85	90k		•	•	•	•			70 LPK		•	•

Notes: 1) Quick Mount- Indicates swivel flare connector included with kit.

MILLIVOLT KITS

Let us assemble the kit tailored for your needs – you choose valve / pilot assembly, fittings, heat shield, etc. We assemble and package with your assigned part number - All in one box! -For use with Remote Control, Wall Switch, or Timer

The millivolt valve provides a safe shutdown, in the event of an interruption in the gas supply or flameout. Offering the convenience of wall switch or remote control in conjunction with a standing pilot provides a safe means of lighting the main burner. On some of HPC's models the features can be controlled remotely allowing customers to adjust the flame height, as well as start up and shutdown the main burner. HPC offers numerous kit configurations providing install flexibility and convenience.

Benefits: Remote Control or Wall Switch capability, flame height control models, Manual or Thermostatic response, Flame Sensed, Simple main burner ignition.

About Our Kits

- Most kits may be installed on right or left side of fireplace.
- All Kits may be installed standing up or laying down.
- Our kits provide all the fittings that should be needed for almost all installations on any of the three "standard" types of gas log sets.
- One or two stainless steel flex lines in all kits.



MVK-N, MVK-P - Flex Line Connection

Millivolt valve kit with flex line connection to main burner. Uses Dexen gas valve, 85k Btu that may be controlled with a wall switch, remote control or timer.

MSRP MVK-N \$ 382.35

MSRP MVK-P \$ 388.28

Kit Includes:

- Dexen 6003 Series Valve (#200-D or #201-D for LP), 85k Btu.
- 18" Pilot Assembly with mounting bracket.
- 10" Black Stainless Steel Flex Lines (2).
- Insulated Heat Shield with On/Off switch on front.
- 225° High Limit Switch on valve.
- Assorted fittings for various burner threads.
- MVK-P for LP Gas- also includes Air Mixer / Orifice, Vermiculite and LP pilot orifice.
- OPTIONAL Remote Control: Compatible with RCK-I, RCK-K, RCK-B and RCK-D- see our Remote Controls on Pg. 104



MVK-NQM, MVK-PQM - 3" Swivel Flare Connection

Millivolt valve kit with 3" Swivel Flare connection to main burner. Uses Dexen gas valve, 85k Btu that may be controlled with a wall switch, remote control or timer

MSRP MVK-NQM \$ 375.70

MSRP MVK-PQM \$ 381.80

Kit Includes:

- Dexen 6003 Series Valve (#200-D or #201-D for LP), 85k Btu.
- 18" Pilot Assembly with mounting bracket.
- 3" Swivel Connector for easy valve / burner connection.
- 10" Black Stainless Steel Flex Line.
- Insulated Heat Shield with On/Off switch on front.
- 225° High Limit Switch on valve.
- Assorted fittings for various burner threads.
- MVK-PQM for LP Gas- also includes Air Mixer / Orifice, Vermiculite and LP pilot orifice.
- OPTIONAL Remote Control: Compatible with RCK-I, RCK-K, RCK-B and RCK-D- see our Remote Controls on Pg. 104



Please Note: Ordering an LP product will add 3% to MSRP.

MILLIVOLT KITS (CONTINUED)

Let us assemble the kit tailored for your needs — you choose valve / pilot assembly, fittings, heat shield, etc. We assemble and package with your assigned part number - All in one box! -For use with Remote Control, Wall Switch, or Timer



MVK-HC - High Capacity! 230k Btu

High Capacity Millivolt valve kit (Natural Gas) with flex line connection to ½" main burner. Uses White-Rodgers gas valve, 230k Btu that may be controlled with a wall switch, remote control or timer - MSRP \$ 652.44

Kit Includes:

- White-Rodgers Valve (#210), 230k Btu.
- 18" Pilot Assembly with mounting bracket.
- 18" Stainless Steel Flex Lines, ½" (2).
- Insulated Heat Shield with On/Off switch on front.
- 225° High Limit Switch on valve.
- Assorted fittings for various burner threads.
- OPTIONAL Remote Control: Compatible with RCK-I, RCK-K, RCK-B and RCK-D- see our Remote Controls on Pg. 104

MVK-HC36 - 36" Pilot Assembly

Same as the MVK-HC kit with a 36" Pilot Assembly. - MSRP \$ 691.79



UMVK-NP - Universal Natural Gas or Liquid Propane

Universal Millivolt valve kit with flex line connection to main burner- for Natural Gas or LP. Uses Robert Shaw gas valve, 82k Btu that may be controlled with a wall switch, remote control or timer - MSRP \$ 531.13

Kit Includes:

- Robert Shaw 7000Series Valve (#202), 82k Btu.
- 18" Pilot Assembly with mounting bracket.
- 10" Black Stainless Steel Flex Lines (2).
- Insulated Heat Shield with On/Off switch on front.
- 225° High Limit Switch on valve.
- Air Mixer / Orifice, Vermiculite and LP pilot orifice.
- Assorted fittings for various burner threads.
- OPTIONAL Remote Control: Compatible with RCK-I, RCK-K, RCK-B and RCK-D- see our Remote Controls on Pg. 104

FLAME MODULATING- MMVK SERIES



MMVK-NQM, MMVK-PQM - Flame Modulating, 3" Swivel Flare Connection

Flame modulating Millivolt valve kit with 3" Swivel Flare connection to main burner. Uses Maxitrol gas valve, 85k Btu that may be controlled with a remote control.

MSRP MMVK-NQM \$ 382.49

MSRP MMVK-PQM \$ 406.98

Kit Includes:

- Maxitrol Gas Valve (#247), 85k Btu, 175°.
- 18" Pilot Assembly with mounting bracket.
- 3" Swivel Connector for easy valve / burner connection.
- 10" Black Stainless Steel Flex Line.
- Insulated Heat Shield with On/Off switch on front.
- 225° High Limit Switch on valve.
- Assorted fittings for various burner threads.
- MMVK-PQM for LP Gas- also includes Air Mixer / Orifice, Vermiculite and LP pilot orifice.
- OPTIONAL Remote Control: Compatible with RCK-M model only- see our Remote Controls on Pg. 104

MMVK-NQMSI, MMVK-PQMSI - Built-in Spark Igniter

Same as the MMVK-NQM & MMVK-PQM kits plus the added convenience of push-button spark igniter built into the valve.

MSRP MMVK-NQMSI \$ 406.98

MSRP MMVK-PQMSI \$ 413.07

MVRC255 - Complete with Remote Control

This kit combines the MMVK-NQM kit with the RCK-M remote control on Pg. 85 - MSRP \$ 577.41

MVRC255P - Complete with Remote Control

Same as the MVRC255 kit but for Liquid Propane. - MSRP \$ 592.70



MILLIVOLT KITS (CONTINUED)

Let us assemble the kit tailored for your needs — you choose valve / pilot assembly, fittings, heat shield, etc. We assemble and package with your assigned part number - All in one box! -For use with Remote Control, Wall Switch, or Timer

REPLACEMENT VALVES

Robertshaw



202

Convertible valve, for
Natural or LP
- 225° rated valve
- Front Inlet Rear Outlet
MSRP \$ 279.16


DEXEN
INDUSTRIES, INC.



200-D, 201-D


200-D For Natural gas
201-D For LP gas
- 225° rated valve
- Front Inlet Rear Outlet
- 6003 Series
MSRP \$ 201.72
MSRP \$ 201.72

White
Rodaers



210

- 250° rated valve
- 230k Btu
- LP conversion kit included
- .750 VDC
MSRP \$ 430.76



**PCOA071,
PCOA072**

PCOA071 for LP Gas
PCOA072 for Natural Gas
- Hi/Lo Millivolt valve
MSRP \$ 441.80
MSRP \$ 441.80

200-K

Dexen 6003-KN Variable Millivolt Nat. Gas Valve

DEXEN
INDUSTRIES, INC.



- Hi-Low Regulator
- Quick Drop Out Safety Magnet-
- 1.7"-3.5" W.C., 3/8" Inlet
- 3/8" Outlet
- Front Inlet Rear Outlet
MSRP \$ 255.52

200-KS, 201-KS

Dexen 6003KS Series



DEXEN
INDUSTRIES, INC.

- High / Low manual setting
Front- Inlet, Rear-Outlet
-Multi-Tap with 11/32 magnet
- 200-KS for Natural Gas
- 201-KS for Liquid Propane
MSRP \$ 299.69
MSRP \$ 299.69

MILLIVOLT VALVE CONVERSION



217LP, 217N, 216

217LP Converts 200 series Dexen and Robertshaw valves from Natural gas to LP gas - MSRP \$ 31.55
217N from LP gas to Natural Gas - MSRP \$ 31.55
216 Converts 200 series Dexen and Robertshaw valves from regulated to unregulated - MSRP \$ 6.24



215, 215L


215 for Natural Gas - MSRP \$ 113.38
215L For LP Gas - MSRP \$ 103.91
Converts S.I.T Nova 820 valve to Hi/Lo capabilities for Natural Gas



223

Converts S.I.T Nova 820 valve to Manual Hi/Lo capabilities for Natural gas - MSRP \$ 103.05


ODS PILOT ASSEMBLIES - VENT FREE



69222




69224



73020 AND 73037

Model	Gas	Description	Thermopile	MSRP
69222	NG	Manual ODS; Male Threads	No	\$ 115.09
69224	LP	Manual ODS; Male Threads	No	\$ 122.88
73020	NG	Millivolt ODS; Male Threads	Yes	\$ 201.72
73037	LP	Millivolt ODS; Male Threads	Yes	\$ 201.72

MILLIVOLT THERMOPILES



THERMOCOUPLE THREAD ADAPTORS

These adaptors allow for valve / thermocouple of different type threads to be used— allows for metric to be used with standard thread.

Two Types:

434: Metric M9 to Standard 11/32" threads.

436: Metric M9 to Metric M8 threads.

Model	Description	MSRP
434	Metric M9 to Standard 11/32" threads.	\$ 15.87
436	Metric M9 to Metric M8 threads.	\$ 15.87
293	High Limit Switch 175°, normally closed	\$ 15.87
211	High Limit Switch 210°, normally closed	\$ 42.33
212	On/Off Switch	\$ 7.64



Model	Length	Description	MSRP
113	18"	Robertshaw - fits MVK-N & P Series	\$ 72.21
255	36"	Robertshaw - fits MVK-N & P Series	\$ 78.85
114	48"	Robertshaw - fits MVK-N & P Series	\$ 76.16

Robertshaw



212



293 & 211

CORRUGATED PILOT TUBE




Dormont corrugated, stainless steel pilot tube 1/4" O.D.



Model	Length	MSRP
654	18"	\$ 16.71
655	24"	\$ 21.65
649	36"	\$ 24.63

Model	Length	MSRP
656	48"	\$ 32.99
651	60"	\$ 37.79
652	72"	\$ 43.05

MILLIVOLT PILOT ASSEMBLIES



203 & 204

Robertshaw



219

Robertshaw



103

White-Rodgers

Model	Gas	Description	MSRP
203	NG	18" Length; Robertshaw	\$ 73.89
204	LP	18" Length; Robertshaw	\$ 74.60
219N	NG	36" Length	\$ 107.72
219P	LP	36" Length	\$ 109.01
103	NG	36" Length; White-Rodgers	\$ 69.21



120

Pilot assembly bracket- this bracket allows for mounting the pilot assembly to the burner pan by simply sliding bracket onto the edge of the pan. Works for most safety pilot and millivolt pilot assemblies. Measures 1.75" x 1.75" - MSRP \$ 6.24



Please Note: Ordering an LP product will add 3% to MSRP.

MILLIVOLT KITS (CONTINUED)

Let us assemble the kit tailored for your needs — you choose valve / pilot assembly, fittings, heat shield, etc. We assemble and package with your assigned part number - All in one box! -For use with Remote Control, Wall Switch, or Timer

Millivolt Valve Kits Reference Chart


Model	Btu	Quick Mount	Match Lit	Ignition		Flame Modulating	Use with Optional Remote		Valve		For Burner Thread Type		Pilot Type
				Manual Ignition	Electronic Ignition		Battery Receiver	120V Receiver	Nat. Gas	LP Gas	3/8" ID/OD	1/2" OD	
		Note 1						RCK-B, RCK-D					Stand.
MVK-HC	230k		•				RCK-I RCK-K		•			•	•
MVK-N			•						•		•	•	•
MVK-P	85k		•							•	•	•	•
MVK-NQM		•	•				RCK-I RCK-K	RCK-B, RCK-D	•		•	•	•
MVK-PQM		•	•						•		•	•	•
UMVK-NP	82K		•						•		•	•	•
MMVK-NQM		•	•			•			•		•	•	•
MMVK-PQM	85k	•	•			•	RCK-M	Not Available	•		•	•	•
MMVK-NQMSI		•	•	• Piezo		•			•		•	•	•
MMVK-PQMSI		•	•	• Piezo		•			•		•	•	•

Notes: 1) Quick Mount- Indicates swivel flare connector included with kit.

ELECTRONIC IGNITION KITS

The Electronic Ignition system provides a safe shutdown in the event of an interruption in the gas supply or flameout. Offering the convenience of wall switch or remote control in conjunction with an interrupted pilot (IPI) provides a safe means of lighting the main burner. The electronic ignition system is energy efficient. HPC offers numerous kit configurations providing install flexibility and convenient use.

Benefits: Remote Control or Wall Switch capability, Manual or Thermostatic response, Flame Sensed, No Standing Pilot, Simple main burner ignition.



MVK-EI - 82k Btu, Battery Powered, Flex Line Connection

Electronic Ignition valve kit with flex line connection to main burner. This kit is battery operated in the event of power outage- Optional 120Vac adaptor available. Complete electronic ignition kit uses Dexen EI gas valve, 82k Btu that may be controlled with a wall switch, remote control or timer. **MSRP \$ 602.47**

Kit Includes:

- Dexen Electronic Ignition Valve (#350), 82k Btu.
- Electronic Ignition Control Module (#350-M)
- 24" IPI Pilot Assembly with mounting bracket; (Optional 36", 48" & 60" Pilot Assemblies- Pg. 103)
- 10" Black Stainless Steel Flex Lines (2).
- Battery Pack with two D-Cell batteries and Wiring Harness (Optional 120vac Power Adaptor- Pg. 104)
- Insulated Heat Shield for Module / Battery Pack with On/Off switch on front.
- Insulated Heat Shield for gas valve.
- 175° High Limit Switch on valve.
- Assorted fittings for various burner threads.
- LP applications use the EILPK kit
- OPTIONAL Remote Control: Compatible with RCK-I Series (On/Off) or RCK-K Series (Thermostatic)- see our Remote Controls on Pg. 105



Please Note: Ordering an LP product will add 3% to MSRP.

ELECTRONIC IGNITION KITS (CONTINUED)

Honeywell



MVK-EIMC-1 - 150k Btu, 24 Volts, Flex Line Connection

Electronic Ignition valve kit with flex line connection to main burner. This system operates at 24 Volts- step-down transformer and 120v power cord included. Complete electronic ignition kit uses Honeywell EI gas valve, 150k Btu that may be controlled with a wall switch, remote control or timer. **MSRP \$ 967.69**

Kit Includes:

- Honeywell Electronic Ignition Valve (#210-EI), 150k Btu.
- Electronic Ignition Control Module (#210-EI MOD)
- 36" IPI Pilot Assembly with mounting bracket.
- 24" Stainless Steel Flex Lines (2).
- 24VAC Transformer & 6 ft. Power Cord
- Insulated Heat Shield for Module with On/Off switch on front.
- Insulated Heat Shield for gas valve.
- Assorted fittings for various burner threads.
- OPTIONAL Remote Control: Compatible with RCK-I Series (On/Off) or RCK-K Series (Thermostatic)- see our Remote Controls on Pg. 105

MVK-EIHC-1 - 270k Btu, 24 Volts, Flex Line Connection

Same as the MVK-EIMC-1 kit with a 270k High Capacity Honeywell EI Valve (#210-EIHC). **MSRP \$ 967.69**

MVK-EIHC415-1 - 415k Btu, 24 Volts, Flex Line Connection

Same as the MVK-EIMC-1 kit with a 415k High Capacity Honeywell EI Valve (#210-EIHC415). **MSRP \$ 1056.16**

Electronic Ignition Kits Reference Chart

Model	Btu	Ignition			Use with Optional Remote		Valve		For Burner Thread Type			Pilot Type
		Manual	Electronic	Flame			Nat.	LP				
		Ignition	Ignition	Modulating	Battery Receiver	120V Receiver	Gas	Gas	3/8" ID/ OD	1/2" OD		
MVK-EI	82k		● Battery		RCK-I, RCK-K	RCK-B, RCK-D	●	Note 1	●	●		●
MVK-EIMC-1	150K		● 120vac/ 24vac				●			●	●	
MVK-EIHC-1	270K						●			●	●	
MVK-EIHC415-1	415K						●				●	●

1) LP Conversion Kits: MVK-EI: Use part # EILPK; MVK-EIMC-1, MVK-EIHC-1: Use part # 577-A.

2) IPI Pilot- Indicates Intermittent Pilot Ignition- pilot only on when main burner is on.

ELECTRONIC IGNITION REPAIR PARTS


DEXEN ELECTRONIC IGNITION - ON/OFF SYSTEM

- 350-P** 24" Pilot Assembly Flame Sensor, Igniter \$ 59.74
350-P36 36" Pilot Assembly Flame Sensor, Igniter \$ 122.73
350-P48 48" Pilot Assembly Flame Sensor, Igniter \$ 141.98
350-P60 60" Pilot Assembly Flame Sensor, Igniter \$ 189.26
350-BP Battery Pack \$ 15.87

- 350-H** Wire Harness \$ 13.16
350-M Control Module \$ 148.79
351 AC Wall Power Adapter \$ 31.55
350 Dexen Repair Valve \$ 245.32
EILPK Includes Air Mixer, Pilot Orifice, Vermiculite and Fittings \$ 77.42
203-DEXLP Dexen EI Pilot Orifice \$ 6.52




DEXEN
INDUSTRIES, INC.



Dexen 350 EI Valve

- Battery Powered Operation
- 82k Btu valve
- 175° rated.
- 6003 3V Series

DEXEN
INDUSTRIES, INC.



350-P




350-BP



351

DEXEN ELECTRONIC IGNITION - MODULATING SYSTEM



DEXEN MODULATING VALVE

- 6V Electronic Ignition
M6003V Modulating Gas Valve
352NG - NG 1.5"-3.8" Valve
352LP - LP 1.4.5"-10" Valve
352NG MSRP \$ 300.68
352LP MSRP \$ 300.68



DEXEN MODULE

- For DEXEN 6V EI Modulating Gas Valve
352-M - 6003V 8K Module
352-M MSRP \$ 236.40



DEXEN PILOT

- 24" Pilot Assembly
(Modulating System Only)
352-P/LP - LP
352-P/NG - NG
352-P/LP MSRP \$ 78.85
352-P/NG MSRP \$ 78.85


ELECTRONIC IGNITION REPAIR PARTS (CONTINUED)



DEXEN ADAPTER

6v DC Adapter


352-ADAPT MSRP \$ 49.54



DEXEN BATTERY PACK

6003V Battery Pack 4-AA

352-BP MSRP \$ 39.35



DEXEN WIRE HARNESS

6003V 8K Wire Harness

352-H MSRP \$ 46.30



DEXEN REMOTE

6003V RFC Remote Control-No Logo

352-REMOTE MSRP \$ 164.01



HONEYWELL COMPONENTS

HONEYWELL EI VALVES

- No standing pilot
- 24 volt system
- Non-adjustable

210-EI 150k Btu

210-EIHC 270k Btu

210-EI415 415k Btu

210-EI MSRP \$ 248.01

210-EIHC MSRP \$ 299.75

210-EI415 MSRP \$ 248.01

210-EI MOD

- Honeywell Electronic Ignition control module
- 90 second lock out
- 24 volt system

MSRP \$ 269.82




576-40VA TRANSFORMER

24VAC output transformer-
120Vac or 250Vac input
voltage,

40VA power rating

MSRP \$ 37.86



Honeywell



115PILOT-3

EI Pilot Assembly - Honeywell

Model #	Gas	Description	MSRP
115PILOT-3	NG	36" EI Pilot Assembly - Honeywell EI	\$ 227.06
115PILOT-4	NG	48" EI Pilot Assembly - Honeywell EI	\$ 273.21
115PILOT-6	NG	72" EI Pilot Assembly - Honeywell EI	\$ 375.70
577-A	LP	LP Conversion Kit - Honeywell EI	\$ 27.05

REMOTE CONTROL KITS (CONTINUED)

PRIVATE LABEL PROGRAM - FREE!

Let us print your company name and logo on labels for hand held remotes!

Available on RCK-B, RCK-D, RCK-I, RCK-K, and RCK-M models

REMOTE CONTROL KITS - BATTERY POWERED

ON/OFF REMOTES

RCK-I MSRP \$ 194.78

- Manual On/Off
- Backlit LCD
- Displays Room Temperature
- Insulated Heat Shield
- 400° High temp wires
- Overheat protection switch
- Self-matching receiver to transmitter
- Child Proof Switch
- Easy Access battery drawer

RCK-IS MSRP \$ 171.26

- Same as RCK-I, but **without** heat shield

RCK-IW MSRP \$ 166.08

- Same as RCK-I, but without 9' valve wires for in-wall installation. **Without** heat shield



THERMOSTATIC / TIMER CONTROL REMOTES

RCK-K MSRP \$ 201.37

- Manual & Thermostat On/Off
- Celsius/Fahrenheit
- Insulated Heat Shield
- Overheat protection built into receiver
- 400° High temp wires already installed
- Easy access battery drawer
- Backlit LCD with clock & temp readout
- Child Proof
- Low Battery Indicator
- Room Temp Set Point
- Countdown Timer
- Self Matching receiver to transmitter

RCK-KS MSRP \$ 188.19

- Same as RCK-K, but **without** heat shield.

RCK-KW MSRP \$ 198.66

- Same as RCK-K, but with 9' valve wires for in wall installations. **Without** heat shield.

REMOTE CONTROL KITS - 120 VOLT POWERED

THERMOSTATIC/TIMER REMOTES

RCK-D MSRP \$ 203.96

- Manual Thermostat On/Off
- Countdown Timer
- Backlit LCD
- Clock
- Child Proof
- Celsius/Fahrenheit
- Low Battery Indicator
- Insulated Head Shield
- Room Temp Set Point
- 120 VAC



ON/OFF REMOTES

RCK-B MSRP \$ 177.84

- Manual On/Off
- Child Proof
- Backlit LCD showing Room Temperature
- Insulated Heat Shield
- 120 VAC



REMOTE CONTROL KITS (CONTINUED)

PRIVATE LABEL PROGRAM - FREE!

Let us print your company name and logo on labels for hand held remotes!

Available on RCK-B, RCK-D, RCK-I, RCK-K, and RCK-M models

REMOTE CONTROL KITS - FLAME MODULATION

USED WITH MMVK-NQM, MMVK-PQM AND MVRC255 ONLY - PAGE 16

RCK-M MSRP \$ 214.43

- Manual On/Off, modulating flame, remote control for use with our MMVK series kits, or kits from other manufacturers that use the Maxitrol GV34 valve.
- Room Temperature is displayed on the LCD window of the transmitter. Use this as your guide to adjusting the flame up or down.
- Radio frequency signal for more control flexibility.
- Low battery indicator.
- Switch on the receiver allows flame adjustment from here if transmitter is disabled or out of reach
- Self matching receiver for easier frequency match up.
- Has insulated heat shield for receiver and 160° over heat shutdown to prevent damage to the receiver if it gets too hot.
- All required high temp (400°) wiring and batteries are included.
- Childproof lockout mode.



ULTRASONIC REMOTE CONTROL KITS

TRX-11 MSRP \$ 129.63

On/Off Ultrasonic Remote Control


For use in areas where there is heavy, high powered R/F interference or to prevent unwanted control of another fireplace/log set in another room.



TRX-25 MSRP \$ 218.81

Thermostatic Ultrasonic Remote Control

For use in areas where there is heavy, high powered R/F interference or to prevent unwanted control of another fireplace/log set in another room.



ON/OFF SWITCHES



WOOSK

White decorator Rocker on/off switch with wall plate. For use with any millivolt valve. Includes 25' of wire and connectors to fit onto any millivolt valve

MSRP \$ 41.76

REPLACEMENT COMPONENTS



242

RCK-I / RCK-K Heat Shield

MSRP \$ 19.40

MANUAL VALVE KITS



C65

Designed to be mounted to the burner pan or the pipe stub. Fits all standard type burner pans having 1/2 or, 3/8" inlet on the end of the burner tube. Includes 7" black "L" stem. (90K Btu NG)

MSRP \$ 71.25



C66U

Designed to be mounted to the burner pan or the pipe stub. Fits pans with 1/2" or 3/8" inlet. Includes two stem extensions and red printed knob. (90K Btu NG)

MSRP \$ 81.49



C66

Designed to be mounted to the 1/2" pipe stub bringing gas into the fireplace. (90K Btu NG)

MSRP \$ 70.06



MANUAL VALVE KITS (CONTINUED)

DECORATIVE KEY VALVES

FLAME CONTROL SYSTEMS

DECORATIVE KEY VALVES

Key Valve Part Numbers: Key Valves are numbered as either Angled or Straight, and based off of color. For example, MAFB is described as Manual Angled Flat Black. MSFB would be Manual Straight Flat Black.

STANDARD CAPACITY VALVES (1/2")

1/4 Turn angle or straight manual ball valve with flange and key. 1/2" inlet and outlet. For floor or wall mounting.

Recommended for gas shut off of 150k Btu or less

HIGH CAPACITY VALVES (3/4")

1/4 Turn angle or straight manual ball valve with flange and key. 3/4" inlet and outlet. For floor or wall mounting.

Recommended for gas shut off of 400k Btu or less

CHROME FLANGE/ KEY

Valve	Inlet / Outlet	Models	MSRP
Angle	1/2"	MACB	\$ 36.83
	3/4"	MACB-HC	\$ 85.48
Straight	1/2"	MSCB	\$ 36.90
	3/4"	MSCB-HC	\$ 76.78



BRASS FLANGE/ KEY

Valve	Inlet / Outlet	Models	MSRP
Angle	1/2"	MABB	\$ 36.83
	3/4"	MABB-HC	\$ 102.38
Straight	1/2"	MSBB	\$ 35.56
	3/4"	MSBB-HC	\$ 76.78



FLAT BLACK FLANGE/ KEY

Valve	Inlet / Outlet	Models	MSRP
Angle	1/2"	MAFB	\$ 66.80
	3/4"	MAFB-HC	\$ 102.38
Straight	1/2"	MSFB	\$ 65.27
	3/4"	MSFB-HC	\$ 95.46



PEWTER FLANGE/ KEY

Valve	Inlet / Outlet	Models	MSRP
Angle	1/2"	MAPW	\$ 66.80
	3/4"	MAPW-HC	\$ 102.38
Straight	1/2"	MSPW	\$ 65.27
	3/4"	MSPW-HC	\$ 95.46



ANTIQUE BRASS FLANGE/ KEY

Valve	Inlet / Outlet	Models	MSRP
Angle	1/2"	MAAB	\$ 66.80
	3/4"	MAAB-HC	\$ 102.38
Straight	1/2"	MSAB	\$ 65.27
	3/4"	MSAB-HC	\$ 95.46



ANTIQUE COPPER FLANGE/ KEY

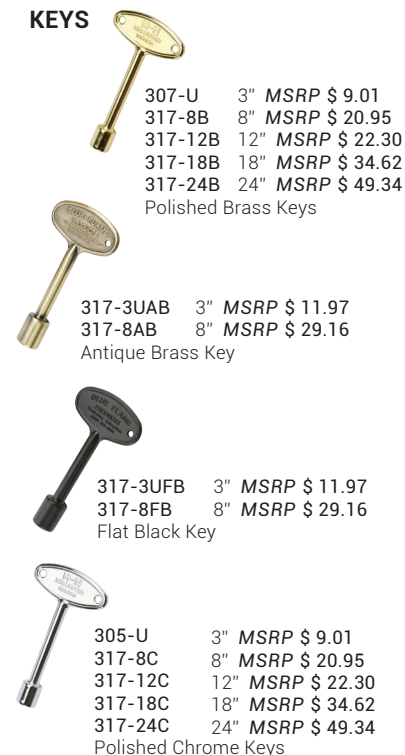
Valve	Inlet / Outlet	Models	MSRP
Angle	1/2"	MAAC	\$ 66.80
	3/4"	MAAC-HC	\$ 102.38
Straight	1/2"	MSAC	\$ 65.27
	3/4"	MSAC-HC	\$ 95.46



FLANGE AND KEY ONLY



KEYS



REPLACEMENT VALVES

301-SL

Copreci
Compact Design
Side Inlet
3/8 x 3/8 Ext.
90K Btu NG
MSRP \$ 32.86



339

1/4 Turn Straight
ball valve
1/2" Inlet & Outlet
150K Btu NG
MSRP \$ 35.49



339HC - High Capacity

1/4 Turn Straight
ball valve
3/4" Inlet & Outlet
400K Btu NG
MSRP \$ 68.20

340

1/4 Turn Angle ball
valve
1/2" Inlet & Outlet
150K Btu NG
MSRP \$ 35.49



340HC - High Capacity

1/4 Turn Angle ball
valve
3/4" Inlet & Outlet
400K Btu NG
MSRP \$ 68.20

228-LC

3/8 "flare x1/2"
FPT (110K Btu NG)
MSRP \$ 18.55



228

1/2" flare x 1/2" FPT
(150K Btu NG)
MSRP \$ 18.55



226

1/2" x 1/2" FPT
(150K Btu NG)
MSRP \$ 14.44



226-HC - High Capacity

3/4" x 3/4" FPK
(270K Btu NG)
MSRP \$ 22.07



Model #	Description
301-SL	Angled Valve
338	Angled Valve
339	1/2" Straight Valve
340	1/2" Angled Valve
228-LC	3/8" Flare Ball Valve
228	1/2" Flare Ball Valve
226	1/2" Ball Valve
226-HC	3/4" Ball Valve
339HC	3/4" Straight Valve
340HC	3/4" Angled Valve

320

L-Shaped Stem
Exstension, 7" x 1/4"
MSRP \$ 8.91



321

Connection Collar
for 320 L-Stem
MSRP \$ 8.91



LOG LIGHTER BURNER KITS

STAINLESS STEEL - NO VALVE

Includes - stainless steel burner tube,
LP air mixer or NG orifice, connector and
end cap, El. Can be connected together in
sections.



671

PRIER Log Lighter 10" - Easy installation.
- Cast Iron - 677 orifice
- Multiple Inlets 672-17

MSRP \$ 48.84



BURNERS AND PANS

BURNER TUBES

Dual Burners are designed for indoor fireplace and are a great addition to the Stainless Steel Log Grates. Made with 304 stainless steel with the ends welded shut. To accompany the dual burners, we offer a burner pan in 304 stainless steel designed specifically for our dual burners, and suspends burner 3/4" above fireplace floor. Measures 18" x 8", ends are 2" high and allows for pilot assembly mounting. Fits all HPC dual burners.



DSBP18



Dual Burner



STAINLESS STEEL FLEX LINES

Stainless steel flex lines are becoming more and more popular because they solve so many difficult installation problems and are so easy to use. Available bagged or un-bagged (standard size only for un-bagged) or with 1/2". On/Off valve already installed.

FLEX LINE ONLY



WITH ON/OFF VALVE



HPC offers Low Capacity, Standard Capacity, and Tranquil Whistle– Free Flex Lines– for High Capacity Flex Lines, please see the Outdoor Fire Effects section.

LOW CAPACITY FLEX LINES



All Low Capacity Flex Lines are 3/8"OD-1/4"ID, they come equipped with 1/2" female pipe threads on one end and 3/8" male pipe threads on the other.



FLEX LINE ONLY

Model #	Length	MSRP
SSC-LC6	6"	\$ 21.38
SSC-LC12	12"	\$ 15.99
SSC-LC18	18"	\$ 18.27
SSC-LC24	24"	\$ 19.50
SSC-LC30	30"	\$ 22.08
SSC-LC36	36"	\$ 23.56
SSC-LC48	48"	\$ 27.63

STANDARD CAPACITY 1/2" O.D, 3/8 I.D.

Model #	Length	MSRP
SSC-W12	12"	\$ 21.60
SSC-W18	18"	\$ 29.45
SSC-W24	24"	\$ 33.86
SSC-W30	30"	\$ 42.71

STANDARD CAPACITY BLACK 1/2" O.D, 3/8 I.D.

Model #	Length	MSRP
SSCB-W18	18"	\$ 39.12
SSCB-W24	24"	\$ 42.71
SSCB-W30	30"	\$ 54.98



BLACK Flexible gas connectors are 3/8" OD-1/4"ID with 1/2" female pipe threads on one end and 3/8" male pipe threads on the other. Each black flexible gas connector is polymer coated and will resist blistering in the heat of the fireplace.



STAINLESS STEEL FLEX LINES (CONTINUED)

STANDARD CAPACITY FLEX LINE

All Standard Capacity Flex Lines are 1/2" OD - 3/8" ID with 1/2" female pipe threads on one end and 3/8" male pipe threads on the other.

FLEX LINE ONLY

Model #	Length	MSRP
SSC6	6"	\$ 20.04
SSC12	12"	\$ 20.03
SSC18	18"	\$ 20.85
SSC24	24"	\$ 24.98
SSC30	30"	\$ 27.90
SSC36	36"	\$ 31.55
SSC48	48"	\$ 34.66



INDIVIDUALLY BAGGED

Model #	Length	MSRP
SSC12B	12"	\$ 18.83
SSC18B	18"	\$ 23.36
SSC24B	24"	\$ 26.82
SSC30B	30"	\$ 29.52

BLACK STAINLESS

Model #	Length	MSRP
SSCB12	12"	\$ 18.83
SSCB18	18"	\$ 23.36
SSCB24	24"	\$ 26.82
SSCB30	30"	\$ 29.52



TRANQUIL WHISTLE-FREE FLEX LINES

HPC has been a long time supplier of reliable, maintenance-free flex lines. HPC's Tranquil Flex Line Series made from stainless steel, eliminates nuisance whistling. Sizes are available in low and standard capacity in 18", 24", and 30" lengths.

LOW CAPACITY 3/8" O.D, 1/4" I.D.

Model #	Length	MSRP
SSC-WLC18	18"	\$ 25.46
SSC-WLC24	24"	\$ 29.79
SSC-WLC30	30"	\$ 35.20



STANDARD CAPACITY 1/2" O.D, 3/8 I.D.

Model #	Length	MSRP
SSC-W12	12"	\$ 21.60
SSC-W18	18"	\$ 29.45
SSC-W24	24"	\$ 33.86
SSC-W30	30"	\$ 42.71


STANDARD CAPACITY BLACK 1/2" O.D, 3/8 I.D.

Model #	Length	MSRP
SSCB-W18	18"	\$ 39.12
SSCB-W24	24"	\$ 42.71
SSCB-W30	30"	\$ 54.98



HIGH CAPACITY FLEX LINES

All High Capacity Flex Lines are 5/8" OD - 1/2" ID, they come equipped with 1/2" female pipe threads on one end and 1/2" male pipe threads on the other.



PLATINUM BRIGHT GLOWING EMBERS

PUTTING THE GLOW INTO YOUR FIREPLACE



Before Platinum Bright Embers



After Platinum Bright Embers

Features and Benefits

- Visually Superior to Wool Embers
- Platinum coating facilitates more complete gas combustion creating a brighter ember and increased radiant heat output
- Constructed of catalytic grade ceramic
- Embers will not deteriorate when burned
- Reduces soot formed by fuel decomposition on conventional wool embers



SPARK IGNITERS



690-AA

Mounts easily with 4 screws.
Use with an external switch.
Batteries easy to replace.
AA battery
Sealed battery Compartment
Dual ignition outlets
(Replaces #690)
MSRP \$45.80




691AA-HPC

Screw-in cap holds
unit in place. Uses 1 AA
battery. Sealed battery
chamber. Easy Battery
Replacement
MSRP \$ 44.10



130

Snap-in type
One spark-per-push button
MSRP \$ 12.52



131

Electrode to use with 130,
691AA-HPC or 690-AA
MSRP \$ 21.80

REGULATORS



MAXITROL

670

Maxitrol Regulator - Natural Gas
1/2" x 1/2", set at 5.5" W.C. 4-8
adjustable.

670P

Maxitrol Regulator - LP Gas
1/2" x 1/2", set at 10" W.C. 8-12
adjustable.

Model #	Gas	Description	MSRP
690-AA	—	AA Spark Igniter	\$ 45.80
691 AA-HPC	—	AA Spark Igniter	\$ 44.10
130	—	Piezo Spark Generator	\$ 12.52
131	—	Spark Electrode	\$ 21.80
293	—	High Limit Switch 175°, normally closed	\$ 15.87
211	—	High Limit Switch 210°, normally closed	\$ 42.33
670	NG	Maxitrol Regulator	\$ 55.06
670P	LP	Maxitrol Regulator	\$ 58.88
73332	NG/LP	Universal Maxitrol Regulator	\$ 88.04
BSK	—	Temperature Switch	\$ 27.60

FIREPLACE ENHANCEMENTS



842 VC5

Volcanic Cinders - A big 5lb. bag of real, black-colored, volcanic cinders.

MSRP \$ 17.98



845

Black Beauty Sand

MSRP \$ 12.17

841

White Silica Sand - Large 8lb. bag. Both look very nice in a fireplace.

MSRP \$ 12.17



840 GE5

Glowing Ember Material - darkest rock wool (5 oz. bag)

MSRP \$ 12.17



844 C4 KIT

Ceramic fiber coals - A nice sized bag of black ceramic fiber bits that look like coals when hot. (4 oz.)

MSRP \$ 15.87



125 VE8

Vermiculite - 8 oz bag of very course material.

MSRP \$ 12.17



CERAMIC FIBER RIVER ROCK SERIES

FPR84MC Multi Color

MSRP \$ 449.15



FPR84BL Black

MSRP \$ 422.27

These imitation stones are light weight. Each set comes with a 84 piece assortment of large & small stones (large pieces—4 1/2", small pieces—2 1/2"). One set is 1/2 cu. ft. (15 lbs.)

857S & 857M - Black

Unique finish lava stone rolled smooth. Available in 1/2 cu ft. bags.

MSRP \$ 157.76

MSRP \$ 189.12



Black

Model #	Description	MSRP
125 VE8	Vermiculite- 8oz	\$ 12.17
840 GE5	Glowing Embers- 5oz	\$ 12.17
841	White Silica Sand- 8lbs	\$ 12.17
842 VC5	Volcanic Cinders- 5lbs	\$ 17.98
843-WB5	Wood Bits	\$ 37.79
844 C4 Kit	Ceramic Fiber- 4oz	\$ 15.87
845	Black Sand- 8lbs	\$ 12.17
FPR84MC	Multi Color Ceramic River Rock	\$449.15
FPR84BL	Black Ceramic River Rock	\$ 422.27
857S	Rolled Lava Stone - Small 1-2" Black	\$ 157.76
857M	Rolled Lava Stone - Med. 2-4" Black	\$ 189.12



Please Note: Ordering an LP product will add 3% to MSRP.



FIRE INSPIRED™

**Inspired by safety.
Innovated for your lifestyle.**