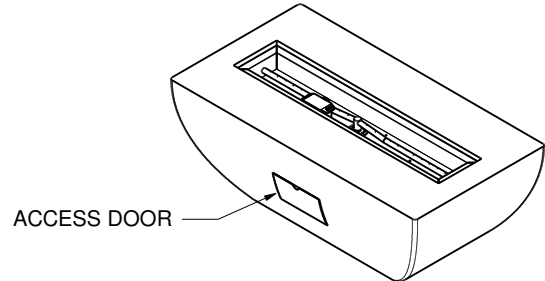
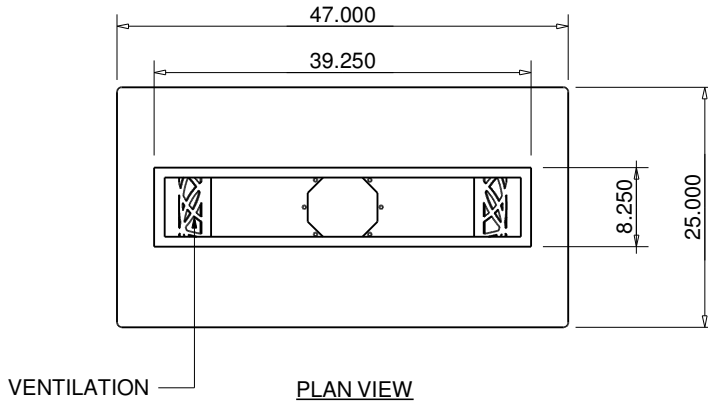


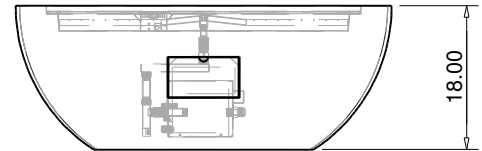


**Hearth Products Controls Co**  
**CSA CERTIFIED FIRE PIT INSERT**  
**OUTDOOR USE ONLY**  
**FOR COMMERCIAL AND RESIDENTIAL USE**

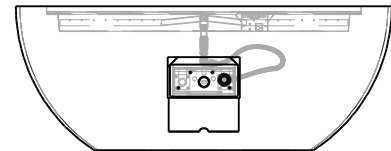
HEARTH PRODUCTS CONTROLS  
 3050 PLAINFIELD RD.  
 KETTERING, OH 45432  
 TOLL FREE: 1-877-433-7001  
 PHONE: (937) 433-7000  
 FAX: (937) 433-0704  
 www.hpcfire.com



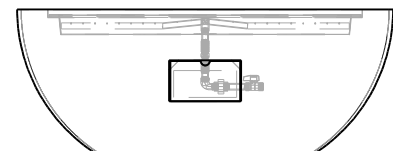
ISOMETRIC VIEW



ELECTRONIC IGNITION OPTION



PUSH BUTTON/FLAME SENSING OPTION



MATCH LIT OPTION

**MATERIAL:**  
 FIRE BOWL INSERT - 304 STAINLESS STEEL  
 ENCLOSURE - COPPER

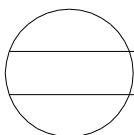
PART NUMBER	BURNER TYPE	IGNITION	STND BTU	VOLTAGE
PHOEN47X25/TRGH-EI	LINEAR	ELECTRONIC	75K	120VAC/24VAC
PHOEN47X25/TRGH-FPPK	LINEAR	SPARK	75K	-
PHOENX47X25/TRGH-MLFPK	LINEAR	MATCH LIT	65K	-

**Notes:**

1. PROPER VENTING
  - ENCLOSURES: Ventilation is featured on 2 opposing sides.
2. GAS SUPPLY - FOR USE WITH FIXED PIPING SYSTEMS ONLY - NOT FOR USE WITH SMALL TANKS.
  - Natural Gas: Operating Supply Pressure: Minimum: 6.0" W.C.; Maximum: 7.0" W.C.
  - LP Gas: Operating Supply Pressure: Minimum: 10.0" W.C.; Maximum: 11.0" W.C.

**IMPORTANT:** Ensure any flex line that may be used from the permanent main fuel supply to the product is rated to the stated max btu of the product and certified to ANSI Z21.75\*CSA 6.27.

3. MODIFICATION OF PRODUCT WILL VOID ANY CERTIFICATION AND WARRANTY.
4. FOLLOW ALL MANUFACTURER INSTALLATION INSTRUCTIONS AND LOCAL CODES.
5. ALL DIMENSIONS ARE CONSIDERED TRUE AND REFLECT MANUFACTURER'S SPECIFICATIONS AS OF THE REVISION DATE.
6. DO NOT SCALE DRAWING.
7. THESE DRAWINGS ARE FOR SIZING AND PLANNING PURPOSES. ALL INFORMATION CONTAINED HEREIN WAS CURRENT AT THE TIME OF DEVELOPMENT. THE MANUFACTURER'S RESPONSIBLE FOR THE ACCURACY OF THE DRAWING.
8. CONTRACTOR'S NOTE: FOR PRODUCT AND COMPANY INFORMATION VISIT [www.CADdetails.com/info](http://www.CADdetails.com/info) REFERENCE NUMBER 771-060.



PHOENIX WITH LINEAR EI FIRE PIT- FLAME SENSING WITH ELECTRONIC HOT SURFACE IGNITION  
 PHOENIX WITH LINEAR PUSH BUTTON/FLAME SENSING FIRE PIT INSERT  
 PHOENIX WITH LINEAR MATCH LIT FIRE PIT INSERT