

IGNITE THE NIGHT

A STEP-BY-STEP GUIDE TO
CREATING THE OUTDOOR
FIRE PIT OF YOUR DREAMS
FROM THE LEADER IN
FIRE AND WATER
INNOVATION



Fire Pit Inserts

WHY A GAS FIRE PIT?

Considering a wood-burning fire pit? Think again. Wood is tricky to light. Flying sparks and embers make it more dangerous. And smoke in your eyes can be a real pain. Plus wood must be seasoned, stored and kept dry for optimal performance.

Using natural gas or liquid propane to fuel your fire pit offers definite advantages.

- No wood to stock and carry
- No stray sparks. Gas is safer. Plus flame sensing can turn the gas off if the flame blows out.
- Ignition is easy and immediate; no waiting for heat
- No smoke to get in your eyes or on your clothes; no ashes to clean out
- Warmth is constant – and there's no fire to tend
- Gas is clean and requires little maintenance
- Gas turns off instantly
- Gas is better environmentally
- Gas is more affordable than ever

WHY AN OUTDOOR FIRE PIT?

As part of your home's natural landscape, an outdoor fire pit is a beautiful way to add value to your home.

The fire pit:

- Serves as a focal point, adding drama to the landscape
- Works as an entertainment center
- Brings people together, away from the noise of TVs and other technology distractions
- Creates a relaxed, comfortable atmosphere conducive to conversation and connection
- Extends the outdoor season, providing the warmth needed on cooler spring and fall nights



WHY HPC?

THE LATEST SAFETY TECHNOLOGY FOR THE GREATEST PEACE OF MIND.

- A legacy of advanced safety technology
- More than 400 models CSA certified for safety and performance
- The recognized leader in fire pit innovation
- A proven track record for both commercial and residential applications, with 40 years in the business
- Custom and off-the-shelf fire pit solutions as spectacular as they are safe
- The broadest outdoor product line, including inserts, burners, bowls, covers, keys, enclosures and torches – complete packages, as well as products and accessories
- Rugged and reliable components from the very best suppliers in the business

FLAME CONTROL TECHNOLOGY OPTIONS.

MATCH-LIT FLEX LINE

For those who prefer the simplicity of manual technology. CSA certified.



PUSH BUTTON SPARK / FLAME SENSING FLEX LINE

For fire pits without electricity. Includes a manual spark igniter and the technology to turn the gas off should the flame blow out. CSA certified.



ELECTRONIC IGNITION

CSA Certified Electronic Ignition with high or low control options can be operated remotely via a remote or wall switch.



SQUARE BOWL/PENTA BURNER



RECTANGLE BOWL/S-FIRE

Ask your certified HPC Dealer about these new products.



ASSEMBLED
IN AMERICA

THE ENCLOSURE

STEP 1

DECIDING ON THE SIZE AND SHAPE OF THE ENCLOSURE

The enclosure – or fire pit shell – is what contains the firepit insert. As shown below, the enclosure can be round, square, rectangular or linear in shape.

45" or larger

ROUND

48" x 36" or larger

RECTANGULAR

48" x 48" or larger

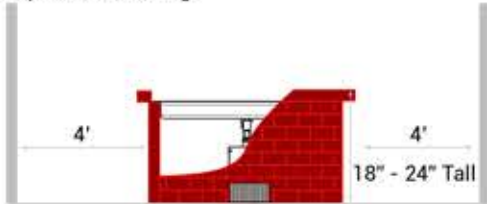
SQUARE

60" x 24" or larger

LINEAR

OUTSIDE DIMENSIONS:

Make sure the enclosure is not too large for the space. You'll need at least 4 feet around the fire pit's outer edges for safe travel space and seating.



DRAINAGE AND VENTING IS A MUST
ASK DEALER FOR DETAILS

INSIDE DIMENSIONS:

See dealer for burner styles and sizes to determine the inside dimensions for your enclosure before building.

THE FIRE PIT INSERT

STEP 1

SELECTING THE INSERT BURNER STYLE AND SIZE

The fire pit insert is the fully assembled burner, pan and gas control system. All HPC inserts are tested and CSA certified to meet stringent safety and performance standards. The burner will determine how the fire appears – meaning width, height and even the shape of the flame. Below are some of our burner options.



ROUND AND SQUARE INSERTS – PENTA BURNER:

Taller center flame for dramatic campfire effect • Uses less fuel than a fire ring • Pan sizes up to 54" • Patented technology



RECTANGULAR H-BURNER INSERT:

Produces a wider, dual linear flame • Raised hub sheds water • Pan sizes up to 54" x 16"




LINEAR INSERT:

Produces a single line of flame for thinner fire pit designs • Raised hub sheds water • Pan sizes up to 121" x 8"



UNASSEMBLED KITS AVAILABLE - ROUND AND SQUARE FIRE RING KITS:

Staggered ports for a consistent flame pattern • Raised hub sheds water • Round Sizes up to 48" • Square: sizes up to 48"



STEP 2

HOW TO LIGHT THE FIRE. FLAME SENSING: WHAT IT IS AND DO YOU WANT IT

The technology you select to light and control your fire pit is probably the most important decision you'll make. At HPC, we offer three ways to do it – all of which meet North American safety and performance standards.

CERTIFIED MATCH-LIT

FLEX LINE:

The simplest technology. Using a match, you light the fire and manually control the gas feed to adjust the flame height.



CERTIFIED PUSH BUTTON SPARK / FLAME SENSING

FLEX LINE:

For fire pits without electricity. Battery push button to spark, manual flame height adjustment. Includes the flame sensing technology to automatically turn off the gas should the flame blow out.



CERTIFIED REMOTE ELECTRONIC IGNITION / FLAME SENSING:

Electronic ignition operated remotely via wall switch or remote controller. Includes high and low flame control with flamesensing technology that will relight should the flame blow out.



STEP 2

THE ENCLOSURE FINISH:

Enclosures can be built using any non-combustible material.

UNFINISHED FIRE PIT ENCLOSURES:

For added convenience and economy, HPC offers unfinished enclosures to take the guesswork out of enclosure construction. These can be covered with stone, brick, tile or stucco.



Round



Octagon



Linear



Square

COPPER BOWLS:

A beautiful oil rubbed finish, either hammered or smooth.



Tempe



Sedona



Sierra



Mesa



Phoenix

With H-Burner, S-Fire and Linear Trough

STEP 3

"TOPPING IT OFF"

The media you choose to cover the insert has a significant impact on both the overall look of the fire pit and how the flame behaves. HPC offers the following media choices.

DECORATIVE FIRE PIT GLASS:

For a more contemporary look. Available in many colors, shapes and sizes.



LAVA ROCK:

Used alone or as a base for outdoor fire logs. Time tested, lava rock is proven to increase performance.



ROLLED LAVA STONE:

Rolled lava stone offers a unique finish.



Red

Black

RIVER ROCK:

Lightweight ceramic fiber "stones," gel cast and designed for outdoor exposure. In black or multicolored gray, black and brown.



OUTDOOR FIRE LOGS:

Made of gel cast ceramic fiber, these logs will glow red where the fire is the hottest.



Birch Style

Campfire Style

Western Pine Style

Woodland Style

STEP 4

THE COVER

By protecting the fire pit from rain, sticks, leaves, debris and other elements, covers will greatly increase the life of your fire pit. HPC offers the following:


VINYL COVERS:

Designed to cover the insert as well as the entire enclosure.



STAINLESS STEEL FIRE PIT COVERS:

Low-profile design constructed of #304 stainless steel material including handle. Great for covering fire pits without outdoor logs.



Rectangle

Linear

ALUMINUM COVERS:

Lightweight aluminum in high heat textured black or gloss copper colors. Deep enough to cover most fire log sets or choose the sleek low-profile cover.




Shallow

Deep

COPPER COVERS:

Handmade hammered copper covers with an oil-rubbed finish add a beautiful final touch.





Distributed by:



Hearth Products Controls